

PEUGEOT NEW 2008

PRICES - EQUIPMENT - TECHNICAL SPECIFICATIONS

Version 1.2.2 - Effective from 1st August 2023
2024 (F0) Model Year

LET'S BEGIN



PEUGEOT NEW 2008

EXPLORE THE RANGE

STANDARD SPECIFICATION

Safety & Security

- ABS (Anti-lock Braking System) with EBD (Electronic Braking Distribution) and EBA (Emergency Braking Assistance)
 - Active Safety Brake (pedestrians)
 - Acoustic Vehicle Alerting System (AVAS) - generates a sound when travelling at low speed, audible outside the vehicle for pedestrian safety. Electric versions only
 - Airbags: Adaptive driver and front passenger airbags (includes passenger airbag deactivation function)
 - Airbags: Driver and front passenger side airbag
 - Airbags: Front and rear curtain airbags
 - Alarm with Anti-lift sensor (Thatcham category 1 approved)
 - Automatic door locking when moving off
 - Automatic hazard light activation upon heavy brake application
 - Child locking functionality on rear doors
 - Deadlocking
 - Electronic code immobiliser
 - ESP (Electronic Stability Programme) with Hill Start Assist
 - Front optimised safety headrests and rear retractable headrests (x3), height-adjustable.
 - Front three-point retractable seatbelts, with force limiters
 - Front and rear disc brakes
- Gear Shift Indicator (manual version only)
 - Headlights left on audible warning
 - Isofix child seat fittings (x2) in the second row
 - Programmable cruise control and speed limiter
 - Lane Keeping Assist
 - Speed limit recognition and recommendation
 - Driver attention warning
 - Seatbelt unfastened on the move with audible and visual alert for front and rear seats
 - Tyre inflation kit
 - Tyre pressure sensors
 - Exterior temperature indicator with ice warning
 - 7kW monophasic on-board charger and a Mode 3 Type 2 cable for wallbox charging (Electric only)



PEUGEOT NEW 2008

EXPLORE THE RANGE

STANDARD SPECIFICATION

Comfort & Convenience

- Electric power steering with reach and rake adjustable steering column
- Low centre console
- High centre console with 2 cup holders (Electric & EAT8 versions)
- Central front armrest with storage compartment (Electric & EAT8 versions)
- Map pockets on front seat backs
- Manual parking brake
- Electric parking brake (Electric & EAT8 versions)
- Multifunction trip computer
- ‘One-touch’ electric front and rear windows with pinch protection
- PEUGEOT i-Cockpit®:
 - Compact steering wheel
 - 10" colour touchscreen
 - 3.5" Colour instrument display
- Pre-heating functionality (Electric vesions)
- Push button start
- Rear parking sensors
- Tailgate with heated rear windscreen & wiper blade

Exterior Features

- Diamond Black Door Mirror Covers
- Body-colour exterior door handles
- Body-colour rear spoiler
- Dichroic badging including ‘E’ monogram tailgate (Electric versions)
- Black rear cluster connecting strip
- Model designation badges front and rear

Interior Features

- Dashboard, front and rear door panel finish: Carbon effect
- Rear windscreen wiper triggered automatically in reverse gear
- ‘Piano’ keys: Gloss black plated toggle switches to access main functions of the vehicle
- Seating: –1/3 – 2/3 folding rear seat
- Seating: driver and front passenger comfort seats
- Seating: driver and front passenger seat manual adjustment (longitudinal and back rest angle)
- Seating: driver seat manual height adjustment
- Leather Steering Wheel

In Car Entertainment

- Bluetooth® telephone facility
- DAB Radio (Digital Audio Broadcasting)
- Wireless Mirror Screen®: (Apple CarPlay™ , Android Auto)
- Steering Wheel Controls
- USB-C Socket (x1) front
- 6-Speaker radio, MP3 compatible
- 12 V socket

Lighting & Visibility

- Eco LED headlights with electric heigjht adjustment
- LED daytime running lights: distinctive ‘3-claw’ design
- Rear full LED 3D PEUGEOT signature lights (with daylight function)
- Visibility pack:
 - Automatic lights
 - ‘Follow me home’ headlights
 - Automatic windscreen wipers

PEUGEOT NEW 2008

STANDARD EQUIPMENT BY VERSION

ACTIVE

(Available as Petrol and Electric)

EXTERIOR FEATURES

- 16" 'SILOM' wheel trims
- Diamond Black door mirror shells
- Radiator grille: Grained black horizontal chequered grille
- New PEUGEOT Shield

COMFORT & CONVENIENCE

- Automatic air conditioning with Pollen and Carbon activated filters
- Rear Parking Sensors
- PEUGEOT i-Cockpit®: compact steering wheel
- PEUGEOT i-Cockpit®: 10" SD capacitive colour touchscreen
- PEUGEOT i-Cockpit® with 3.5" instrument panel display



SAFETY & SECURITY

- Active Safety Brake (pedestrians)

LIGHTING & VISIBILITY

- Eco LED headlights with electric height adjustment

IN CAR ENTERTAINMENT

- Wireless MirrorScreen®: (Apple CarPlay™ & Android Auto)



16" 'SILOM' wheel trims

PEUGEOT NEW 2008

STANDARD EQUIPMENT BY VERSION

ALLURE

(Available as Petrol and Electric)

Active specification, plus

EXTERIOR FEATURES

- 17" 'KARAKOY' diamond cut alloy wheels
- Radiator grille: Body-colour vertical chequered grille
- Rear bumper with gloss black finish
- Gloss black roof bars

INTERIOR FEATURES

- Tri-material 'Casual Lomsa' embossed fabric, leather effect and cloth seat trim with Quartz stitch detail

IN CAR ENTERTAINMENT

- PEUGEOT i-Connect•
- USB-C Socket (x2) front
- USB-C Socket rear (x1), USB-A Socket rear (x1)



COMFORT & CONVENIENCE

- Parking sensors - front and rear
- Electrochrome rear view mirror
- Central front armrest with storage compartment
- Two-position modular boot floor
- Electric parking brake
- Dark tinted rear side and tailgate windows
- PEUGEOT i-Cockpit®: 10" HD capacitive colour touchscreen
- PEUGEOT i-Cockpit®: Configurable head-up instrument panel

SAFETY & SECURITY

- Active Safety Brake (Night function, cyclists, pedestrians)



17" 'KARAKOY' Alloy Wheels
Diamond Cut



PEUGEOT NEW 2008

STANDARD EQUIPMENT BY VERSION

GT

(Available as Petrol and Electric)

Allure specification, plus

EXTERIOR FEATURES

- ‘Black Diamond’ roof

IN CAR ENTERTAINMENT

- Smartphone charging plate

COMFORT AND CONVENIENCE

- HD Colour Reversing Camera
- PEUGEOT Open & Go (Keyless entry and push button start)
- PEUGEOT 3D i-Cockpit®: Configurable 3D head-up instrument panel



LIGHTING & VISIBILITY

- Full LED headlights with Smartbeam Assist

INTERIOR FEATURES

- Dynamic Seats
- Tri-material ‘Capy’ leather effect and ‘Belomka’ cloth trim with ‘Adamite’ green stitch detail
- Mistral full-grain perforated leather steering wheel with ‘Adamite’ green stitch detail and satin chrome ‘GT’ emblem
- 8-colour personalisable ambient lighting



18" ‘EVISSA’ Alloy Wheels
Diamond Cut
Black Mist (Optional)

PEUGEOT NEW 2008

STANDARD EQUIPMENT BY VERSION

FIRST EDITION

(Electric)

GT specification, plus

INTERIOR FEATURES

- Alcantara ‘Iconium’ with ‘Adamite’ green stitch detail
- Heated Front Seats
- Driver seat multi-way electric adjustment (includes electric lumbar adjustment) and Driver seat multi-point massage function

IN-CAR ENTERTAINMENT

- PEUGEOT i-Connect® Advanced - Connected Navigation with TomTom live updates and Speedcam alerts (6 months free subscription trial)^ AM/FM bi-tuner, DAB, Wi-Fi, BlueTooth, Wireless Mirror Screen (with Apple Carplay and Android Auto)



^Subject to subscription - for renewal, terms and conditions, and any other details about Connected Navigation services, visit: <https://services-store.peugeot.co.uk>

COMFORT AND CONVENIENCE


- 11kW Tri-phase on-board charger



17" 'KARAKOY' Alloy Wheels
Diamond Cut

PEUGEOT NEW 2008

PRICE LIST

	Engine	Fuel	HP	Titre Code	CO ₂ g/km	Basic MRRP	Vat (£)	Total MRRP	On The Road Costs	On The Road MRRP	P11D Value (£)	Electric Range (miles) >>	2023/24 BIK %	*Indicative 2023/24 BIK £/mth @ 20%	*Indicative 2023/24 BIK £/mth @ 40%
 <div>ACTIVE</div>	1.2L PureTech 100 S&S 6-speed Manual	Petrol	101	1PP1SYHL8KT0A0F0	123	19,170.83	3,834.17	23,005.00	1,165.00	24,170.00	23,905.00	—	29	115.54	231.08
	Electric 54kWh 156	Electric	156	1PP1SYJZIFT0A0F0	0	29,620.83	5,924.17	35,545.00	955.00	36,500.00	36,445.00	251	2	12.15	24.30
 <div>ALLURE</div>	1.2L PureTech 130 S&S 6-speed manual	Petrol	130	1PP1SYPM6KT0A0F0	125	21,837.50	4,367.50	26,205.00	1,165.00	27,370.00	27,105.00	—	30	135.53	271.05
	1.2L PureTech 130 EAT8 S&S 8-speed Efficient Automatic Transmission	Petrol	131	1PP1SYPM61T0A0F0	133	23,133.33	4,626.67	27,760.00	1,210.00	28,970.00	28,660.00	—	31	148.08	296.15
	Electric 54kWh 156	Electric	156	1PP1SYQZIFT0A0F0	0	31,287.50	6,257.50	37,545.00	955.00	38,500.00	38,445.00	250	2	12.82	25.63
 <div>GT</div>	1.2L PureTech 130 EAT8 S&S 8-speed Efficient Automatic Transmission	Petrol	131	1PP1SYTM61T0A0F0	133	24,966.67	4,993.33	29,960.00	1,210.00	31,170.00	30,860.00	—	31	159.44	318.89
	Electric 54kWh 156	Electric	156	1PP1SYUZIFT0A0F0	0	33,120.83	6,624.17	39,745.00	955.00	40,700.00	40,645.00	250	2	13.55	27.10
 <div>FIRST EDITION</div>	Electric 54kWh 156	Electric	156	1PP1SYUZIFT0U1F0	0	33,995.83	6,799.17	40,795.00	955.00	41,750.00	41,695.00	250	2	13.90	27.80

CO2 figures, P11D values, BIK% and MRRP pricing shown above are for a standard vehicle without any additional optional equipment. CO2 figures are used to calculate Vehicle Excise Duty (VED) for the first registration of the vehicle and BIK%. The addition of optional extras could increase the certified CO2 emission output. This in turn may affect the amount of VED payable upon registration, and, for company car drivers, the amount of Benefit in Kind (BIK) tax payable.

For further information on CO2 and pricing for vehicles with optional equipment, please visit www.peugeot.co.uk and configure your chosen vehicle with your preferred options.

Figures shown are for comparison purposes and should only be compared to the fuel consumption, electric range and CO2 values of other cars tested to the same technical standard.

>> Electric Vehicle Range (EAER) for standard specification without factory fitted options. Factory fitted options may reduce electric vehicle range

The fuel consumption or electric range achieved, and CO2 produced (where applicable), in real world conditions will depend upon a number of factors including, but not limited to: the accessories fitted (pre and post registration); the starting charge of the battery (electric only); variations in weather; driving styles and vehicle load. The WLTP (Worldwide Harmonised Light Vehicles Test Procedure) is used to measure fuel consumption, electric range and CO2 figures.‘On the Road’ MRRP includes registration plates and delivery to retailer (including VAT), 12 months’ Vehicle Excise Duty and new vehicle registration fee of £55. Excludes fuel and insurance.

Cars with a list price over £40,000 at first registration will pay an additional rate of £355 per year on top of annual tax ‘standard rate’, for five years from the start of the second licence, before returning to standard rate. (List price includes all factory options but excludes first year VED and first registration fee).

All information and prices correct at time of publication, but are subject to change at any time without prior notice (which may occur as a result of matters including, but not limited to, any changes in legislation and/or any changes by the government).

PEUGEOT NEW 2008

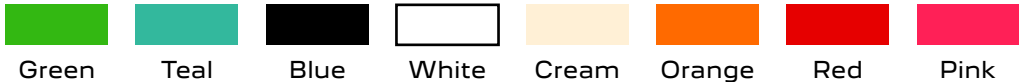
REINVENTING THE DRIVING EXPERIENCE

PEUGEOT i-Cockpit®

The PEUGEOT i-Cockpit® philosophy centres around a driving environment that puts you in control, allowing a greater connection to the road. For PEUGEOT 2008, the PEUGEOT i-Cockpit® brings driving resolutely into a new age. The PEUGEOT i-Cockpit®, comprises of the following key features:



Choose your ambient lighting:



Configurable 3D head-up digital instrument panel

Standard on GT versions, the PEUGEOT 2008 3D i-Cockpit® cluster is a unique system that projects all the information on different layers giving you outstanding 3D effect. It can be fully customised to suit the driver's needs. As the panel is positioned higher, it is closer to the road and is more within the driver's field of vision. This can increase safety when compared to a conventional setup where the dials sit within the wheel, further from the road.

The crisp and clear graphics within the instrument panel can be fully customised to your personal needs.

Press and hold on the central touchscreen to setup and configure the digital instrument panel, and choose the information to suit you. Choose from a variety of widgets, including dials, navigation, media, driving aids and more.

Cycle through different views quickly and easily with a press of a button on the indicator stalk.



Personalised ambient lighting

8-colour personalisable ambient lighting (standard from GT)

Live the power of choice in the PEUGEOT 2008 thanks to the personalisable ambient lighting. 8 colours are available to make sure that whatever your mood is, the 2008 matches it perfectly. For example, you can select the red ambient lighting for a more dynamic experience, or blue for a more serene experience.

PEUGEOT NEW 2008

REINVENTING THE DRIVING EXPERIENCE

PEUGEOT i-Cockpit®

Compact multi-function steering wheel

Compact dimensions coupled with a re-designed shape enhance every journey in PEUGEOT 2008. Out on the road the compact dimensions increase the visibility of the car’s instruments whilst in the corners it provides heightened responses and improved agility.



GT versions come with a steering wheel finished in Mistral full-grain perforated leather with ‘Adamite’ green stitch detail and a satin chrome ‘GT’ emblem.



10" capacitive touchscreen

(SD on Active versions) (HD from Allure)

The 10” touchscreen gives you a wide panoramic view and brings together all the key functions of the New PEUGEOT 2008. Quickly switch between features using the row of ‘piano’ keys beneath the screen.

From Allure, the HD screen integrates PEUGEOT i-Connect, bringing with it a host of improvements, including a fully customisable display.



Drive Selector

The Drive Selector has a stylish, ergonomic design which complements the PEUGEOT i-Cockpit®. Linked to PureTech versions featuring the efficient 8-Speed Automatic Transmission (EAT8) with Quickshift Technology and Electric versions, operation is both intuitive and smooth.

For the more exuberant driver a manual driving mode is also available, changes can be performed seamlessly via the steering column mounted paddles (PureTech EAT8 versions only).



Piano key toggle switches

PEUGEOT NEW 2008

REINVENTING THE DRIVING EXPERIENCE

SAFETY TECHNOLOGY



Active Safety Brake System

Active Safety Brake System (standard on all versions)

An intelligent autonomous braking system designed to avoid a collision or limit its severity by reducing the vehicle’s speed. The system is triggered if the driver does not react quickly enough, by activating the vehicle’s brakes.

Using a bumper mounted radar and multifunction camera located at the top of the windscreen able to detect obstructions on the road. The system works in the following ways, both day and night:

- Between 0 and 18mph, collision avoidance for fixed and moving obstacles and pedestrians
- Beyond 18mph limiting the severity of an impact by reducing the vehicles speed by at least 12mph before impact

Distance Alert System (standard on all versions)

Working in conjunction with the Automatic Emergency Braking System, the distance alert function warns the driver if the vehicle risks a collision with the vehicle in front or a pedestrian in the road. Two levels of warning are available, the first ‘Amber’ warning provides a visual alert to the potential risk. In a more a severe instance a ‘Red’ visual and audible alert indicate a collision is imminent and driver action is required, failure to act triggers the Automatic Emergency Braking System.

Blind Spot Monitoring (optional)

Using lateral ultrasound sensors to cover areas out of your field of vision along with the windscreen mounted camera, an LED illuminates in either side door mirror to alert to the presence of a car, lorry, motorbike or bicycle in your blind spot. The system works when overtaking a slower vehicle or when overtaken by a faster vehicle.



Blind Spot Monitoring



Adaptive Cruise Control

PEUGEOT Connect SOS & Assistance

(standard on all versions)

A vehicle locating communication unit, this feature can be used manually (dedicated SOS button on the console) or automatically (if pyrotechnic devices are deployed). It locates the vehicle precisely and triggers the sending of the appropriate emergency services for a rapid response.

PEUGEOT are the pioneers of this technology and since launching in 2003 PEUGEOT Connect SOS & Assistance has assisted thousands of drivers. The system comes with a 10 year subscription and uses a GPS module and SIM card (built in to the system).

Adaptive Cruise Control with Stop and Go (ACC Stop and Go)

(optional)

Cruise control as you know it, will never be the same again with PEUGEOT 2008. Controlled via a radar mounted at the front of the vehicle, the ACC Stop and Go system provides two key functions:

- Automatic maintenance of the vehicles speed, at the value set by the driver
- Automatic maintenance of a set distance between PEUGEOT 2008 and the vehicle in front, slowing the vehicle to a stop if required and then moving off automatically when conditions allow

The system detects a vehicle driving in front in the same direction and can automatically adapt the vehicle’s speed to that of the vehicle in front. This occurs using engine braking and the braking system (in which case the brake lights are lit) to maintain a constant distance.

When activated, ACC Stop and Go also incorporates Lane Positioning Assist , to position the car centrally within its lane, particularly useful for motorway driving.



PEUGEOT NEW 2008

REINVENTING THE DRIVING EXPERIENCE

SAFETY TECHNOLOGY



Lane Keeping Technologies

Lane Keeping Technologies

Via a windscreen mounted camera PEUGEOT 2008 offers the following lane keeping technologies:

Active Lane Keeping Assistance (LKA) + Road Edge Detection

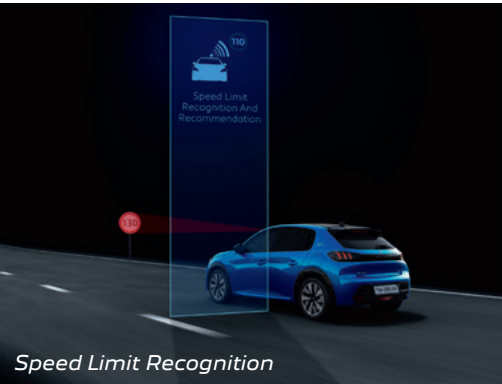
(standard on all versions)

A system that monitors longitudinal lane markings on the ground. If a deviation is detected across a lane marking, you are alerted by a flashing indicator on the digital instrument panel in the cabin.

In addition as soon as the system identifies a risk of accidentally crossing one of the marking lines detected on the ground, the steering is gradually corrected to keep the vehicle in lane, at speeds of over 40mph. For further peace of mind, road edge detection is also included to reduce the likelihood of the vehicle leaving the road in an accident.

Lane Positioning Assist (optional)

Linked to Adaptive Cruise Control with Stop and Go function, this intelligent system positions the car centrally with the middle of a lane, applying left and right trajectory corrections accordingly.



Speed Limit Recognition

Speed Limit Recognition and Recommendation

(standard on all versions)

Using the windscreen mounted camera, PEUGEOT 2008 features speed limit sign recognition, leaving you in no doubt over the speed limit. Upon detecting a speed limit sign this information is read by the camera and displayed in colour on the head-up digital instrument panel.

In addition the driver also has the option to adapt their speed to the speed limit on the particular road via the vehicles cruise control stalk. The vehicle will then adjust its speed accordingly.

Road Sign Recognition and Recommendation

(standard on all versions)

In addition to speed limit recognition, 2008 can also read and interpret various road signs, including 'Stop', 'One Way' and 'No Overtaking'. These are then relayed through the head-up digital instrument panel, in plain view of the drivers line of sight, reducing the chance of a road instruction being missed.



Driver Attention Alert

Driver Attention Alert

To help keep you alert behind the wheel, PEUGEOT 2008 features a two stage driver alert system for added safety on the road, comprising:

Driver Attention Alert 3 (DAA3):

(standard on all versions)

Controlled by a camera at the top of the windscreen designed to analyse the vehicles trajectory, this active system evaluates the vigilance of the driver at speeds of over 40mph.

By identifying deviations relative to the road markings, PEUGEOT 2008 is able to determine whether the vehicle's behaviour reflects a certain degree of driver drowsiness or inattention. If it is felt that the driver needs to take better care on the road a visual and audible alert will occur. If more than three instances occur, the driver will be advised to take a break.



Smartbeam Assistance

PEUGEOT Smartbeam Assistance

(standard on GT)

PEUGEOT Smartbeam Assistance gives you one less thing to think about when driving at night. Controlled via a windscreen mounted camera, the system continuously analyses driving conditions, for instance the proximity of other vehicles.

PEUGEOT Smartbeam Assistance automatically switches headlights to full beam when conditions allow, allowing you to tap into the full potential of the full LED headlights.

PEUGEOT NEW 2008

REINVENTING THE DRIVING EXPERIENCE

INNOVATIVE TECHNOLOGY



Smartphone Wireless Charger
(standard on GT, optional on Allure)

Through the use of inductive charging technology a compatible device can be charged wirelessly whilst on the move. Operation is simple: just place your compatible smartphone on the charging area, once detected, battery charging begins.

Docking Station

Compartment located in the lower centre console complete with lid which doubles up as a smartphone docking station when open.



Wireless Mirror Screen® (standard on all versions)

Connect your compatible smartphone wirelessly through Apple CarPlay™ or Android Auto. Access the key functions from your phone, such as navigation, voice calls, and text messages.

*For further information on Apple CarPlay™ and smartphone compatibility please visit:
www.apple.com/ios/carplay/
For information on Android Auto and smartphone compatibility please visit:
www.android.com/auto/



Panoramic Opening 'Spoiler' Sunroof
(optional)

Enjoy the outside world with PEUGEOT 2008 panoramic opening sunroof. Bathing the cabin in natural light, the panoramic glass roof enhances the appearance of the PEUGEOT 2008.

A manual blind is also included.

PEUGEOT NEW 2008

REINVENTING THE DRIVING EXPERIENCE

INNOVATIVE TECHNOLOGY



HD Front Camera

In addition to the rear parking sensors (Standard across the range), the PEUGEOT 2008 features the following driving assistance:

In addition to rear parking sensors, the new HD rear camera offers a variety of views including rear ‘Grid’ view, ‘180°’ view, useful for reversing out of spaces and an ‘Overhead’ view making it easier when reversing near obstacles.

Choose the optional Parking Pack feature to add an additional HD camera mounted at the front. This provides 360° view for added peace of mind.

PEUGEOT Connected 3D Navigation* (optional)

Linked to the latest PEUGEOT i-Connect Advanced infotainment system, the Connected 3D Navigation comes with European mapping and over-the-air updates to make sure you always have the latest information.

The system also includes a 6 month subscription^ to Connected Navigation Pack services, including Real Time Traffic and Speedcam*. Key features are:

- **Real Time Traffic & Speedcam** Real-time updates on traffic conditions (traffic jams, road works, suggested alternative routes and Speed Camera / Danger Zone warning
- **Local Weather** Displays forecasted weather conditions along the route
- **Fuel Stations** Displays nearby fuel stations and pricing
- **Local search** Access address and contact detail information for a point of interest

^Subject to subscription - for renewal, terms and conditions, and any other details about Connected Navigation services, visit: <https://services-store.peugeot.co.uk>



PEUGEOT NEW 2008

A MODERN AND BOLD VISION

EXTERIOR STYLE: LED TECHNOLOGY & BADGING



Badging

The sculpted bonnet is headed by the ‘2008’ inscription, taking inspiration directly from the iconic PEUGEOT 504 & 504 Coupé.

The new PEUGEOT shield is proudly presented at the centre of the re-designed front grille.



Full LED Headlights (Standard from GT)

Full LED Headlights: Light Emitting Diode (LED) technology headlights feature from GT, allowing you to enjoy the following benefits:

- LED technology consumes considerably less energy to produce light, 50% less than halogen and 35% less than xenon technologies
- LED technology offers a whiter light for improved visibility at night, the light is also more similar to daylight, leading to reduced driver eye fatigue, improving safety
- LED technology requires no warm up time with instantaneous lighting response when compared to conventional halogen technologies
- LED technology will last for the life of the car, compared to halogen technology with much shorter life expectancy
- LED technology offers a very striking visual signature that perfectly complements the sharp exterior design

In addition, LED lighting technology is also used for both braking and indicating functions.





PEUGEOT NEW 2008

EXPLORE THE RANGE

LIVE THE POWER OF CHOICE

The PEUGEOT 2008 is not only available with a choice of petrol powertrains but is also available as an 100% electric vehicle.

The PEUGEOT E-2008 features the following key elements:

TECHNICAL

54 kWh battery capacity 156 hp electric motor
The PEUGEOT E-2008 offers a lively and stimulating drive thanks to its 100% electric powertrain. You benefit from immediate reactivity with 260Nm of torque from 0mph. The silent engine offers a serene* drive without vibration.

E-CMP platform

The E-CMP platform has been developed to incorporate a high voltage battery whilst preserving space on board and boot volume. Particular attention was given to weight reduction and balance to make sure the driving experience in the PEUGEOT 2008 is as rewarding as possible.

Range

Up to 250 miles WLTP

Charging flexibility with 3 modes available:

Domestic (AC): 10A /3kWh from a regular socket, full charge in 24 hours (accessory cable needed).

Fast (AC) 32A / 7kWh from a Wall Box, full charge in 7.5 hours.

Rapid (DC) 100kWh from a dedicated public terminal, 80% charged in 30 minutes.

USAGE

3 driving modes

In the PEUGEOT E-2008 you will be able to chose between 3 driving modes:

- Sport: priority given to performance (0-60 in 9.1s)
- Normal: daily usage
- Eco: priority given to range

2 braking modes

The PEUGEOT E-2008 also benefits from 2 braking modes that helps you make the best of your range:

- Moderate: sensation similar to a PureTech engine
- Increased: deceleration controlled with accelerator pedal

*Take care when driving as other road users may not be accustomed to electric vehicles. PEUGEOT E-2008 SUV is fitted with an acoustic vehicle alerting system operating at speeds up to 18 mph.



E -Common Modular Platform



Specific E-2008 badging



Electric 54 kWh 156hp powertrain

PEUGEOT NEW 2008

ELECTRIC WITHOUT COMPROMISE

EV SERVICES



MYPEUGEOT® APPLICATION

- Charge management: Control, plan, launch and check the vehicle’s charge remotely
- Climate preset: Remotely plan and control the heating or air conditioning in the interior of your car
- E-Coaching: Consumption logs and statistics

Home charging

The PEUGEOT E-2008 comes with a Mode 3, Type 2, 6m cable as standard, which will charge the vehicle in 7.5 hours on a 7kW charging point. We recommend installing a wallbox at home and PEUGEOT will refer you to their specialist charging partner.



*Additional terms and conditions apply to connected services, including customer acceptance of location sharing prior to activation, additional costs may apply.

PEUGEOT NEW 2008

CHOOSE YOUR OPTIONS (1/2)

KEY:

●




STANDARD

○

OPTIONAL

—

UNAVAILABLE




	OPTION CODE	 ACTIVE	 ALLURE	 GT	Basic RRP £ Excluding VAT	VAT @ 20%	Total RRP £ Including VAT
PAINT							
Metallic Paint - Selenium Grey	MOLD	●	●	●	0.00	0.00	0.00
Metallic Paint - Cumulus Grey (M0F4), Okenite White (M0SU), Nera Black (M09V)	—	○	○	○	541.67	108.33	650.00
Premium Paint - Vertigo Blue (M6SM), Elixir Red (M5VH)	—	○	○	○	708.33	141.67	850.00
SAFETY AND SECURITY							
Drive Assist Pack Plus: Adaptive Cruise Control with Stop and Go (EV & Auto versions) + Lane Positioning Assist	ZVKU	—	○	○	250.00	50.00	300.00
Advanced Grip Control® (no change to alloy wheel size), includes 17 '' Goodyear Class A 3PMSF all season tyres	UF02	—	○ (Petrol only)	○	583.33	116.67	700.00
16" Space Saver Spare Wheel Preparation, retains Puncture Repair & Tyre Inflation Kit (excluding Electric Versions)	—	○ ZHK7	○ ZHL2	○ ZHL2	16.67	3.33	20.00
16" Space Saver Spare Wheel - PEUGEOT Retailer supplied accessory (Petrol only). <u>16" Space Saver Spare Wheel Preparation must be ordered to enable fitment.</u>	RETAILER ACCESSORY	○	○	○	137.50	27.50	165.00
COMFORT AND CONVENIENCE							
PEUGEOT Open & Go (keyless entry)	YD07	—	○	●	291.67	58.33	350.00
Parking Pack - Blind spot monitoring - HD Front and Rear Cameras	WYAL	—	—	○	166.67	33.33	200.00
Navigation & Reversing Camera Pack - Connected 3D Navigation & HD 10" Touchscreen: includes TomTom® Live updates & SpeedCam Danger Zones (6 months free subscription trial)^ - HD Rear Camera	WY77	○	—	—	708.33	141.67	850.00
Navigation & Reversing Camera Pack - Connected 3D Navigation: includes TomTom® Live updates & SpeedCam Danger Zones (6 months free subscription trial)^ - HD Rear Camera	J6KX	—	○	—	500.00	100.00	600.00
Navigation & Parking Pack - Connected 3D Navigation: includes TomTom® Live updates & SpeedCam Danger Zones (6 months free subscription trial)^ - Blind spot monitoring - HD Front and Rear Cameras	J6KY	—	○	—	666.67	133.33	800.00
11 kW triphase On board charger (Electric versions only)	LZ04	○	○	○	300.00	60.00	360.00

^Subject to subscription - for renewal, terms and conditions, and any other details about Connected Navigation services, visit: <https://services-store.peugeot.co.uk>

PEUGEOT NEW 2008

CHOOSE YOUR OPTIONS (2/2)

KEY: ● STANDARD ○ OPTIONAL — UNAVAILABLE


	OPTION CODE	 ACTIVE	 ALLURE	 GT	Basic RRP £ Excluding VAT	VAT @ 20%	Total RRP £ Including VAT
INTERIOR FEATURES							
Seating: Alcantara ‘Iconium’ with ‘Adamite’ green stitch - Includes Heated front seats - Includes Driver seat multi-way electric adjustment (includes electric lumbar adjustment) and Driver seat multi-point massage function	WNFX	—	—	○	416.67	83.33	500.00
Heated Front Driver & Passenger Seats	NA01	—	○	—	166.67	33.33	200.00
IN CAR ENTERTAINMENT							
Connected 3D Navigation: includes TomTom® Live updates & SpeedCam/Danger Zones (6 months free subscription trial)^	ZIA9	—	—	○	333.33	66.67	400.00
Smartphone wireless charger	E301	—	○	●	100.00	20.00	120.00
EXTERIOR FEATURES							
18" ‘EVISSA’ Diamond Cut ‘Black Mist’ Alloy Wheel Upgrade	ZHKP	—	—	○	208.33	41.67	250.00
18" ‘EVISSA’ Diamond Cut ‘Black Mist’ Alloy Wheel Upgrade & 16" Space Saver Spare Wheel Preparation. Note: 16" Space Saver Spare Wheel is a PEUGEOT Retailer supplied accessory (not included), (not available on Electric versions)	ZHZ9	—	—	○	225.00	45.00	270.00
Tow bar (excluding E-2008) Detachable swan neck tow bar, includes specific engine cooling and ESP system for towing and 13 pin electrical plug	AQ05	○	○	○	458.33	91.67	550.00
Cielo panoramic opening glass spoiler sunroof with manual blind	TC07	—	○ (Electric only)	○	625.00	125.00	750.00

^Subject to subscription - for renewal, terms and conditions, and any other details about Connected Navigation services, visit: <https://services-store.peugeot.co.uk>





PEUGEOT NEW 2008

EQUIPMENT (1/5)

- KEY:
- STANDARD
- OPTIONAL
- UNAVAILABLE







SAFETY AND SECURITY				
ABS (Anti-lock Braking System) with EBD (Electronic Braking Distribution) and EBA (Emergency Braking Assistance)	●	●	●	●
Airbags: Adaptive driver and front passenger airbags (includes passenger airbag deactivation function)	●	●	●	●
Airbags: Driver and front passenger side airbag	●	●	●	●
Airbags: Front and rear curtain airbags	●	●	●	●
Alarm (Thatcham category 1 approved)	●	●	●	●
Automatic door locking when moving off	●	●	●	●
Automatic hazard light activation upon heavy brake application	●	●	●	●
Child locking functionality on rear doors	●	●	●	●
Deadlocking	●	●	●	●
Electronic code immobiliser	●	●	●	●
ESP (Electronic Stability Programme) with Hill Start Assist	●	●	●	●
Advanced Grip Control® (excluding E-2008 Allure)	—	○	○	—
Front optimised safety headrests and rear retractable headrests (x3), height-adjustable.	●	●	●	●
Front and rear three-point retractable seatbelts, with force limiters	●	●	●	●
Front and rear disc brakes	●	●	●	●
Gear Shift Indicator (manual version only)	●	●	●	●
Headlights left on audible warning	●	●	●	●

				
Isofix child seat fittings (x2) in the second row	●	●	●	●
Isofix child seat fittings - passenger seat	—	—	●	●
PEUGEOT Connect SOS and Assistance	●	●	●	●
Programmable cruise control and speed limiter	●	●	●	●
Drive Assist Pack Plus: Adaptive cruise control with Stop & Go function, Lane positioning assist (automatic gearbox)	—	○	○	—
Lane Keeping Assist	●	●	●	●
Speed limit recognition and recommendation	●	●	●	●
Active Safety Brake	●	—	—	—
Active Safety Brake (Night function, cyclists, pedestrians)	—	●	●	●
Blind spot monitoring (+Pack Option)	—	○ ⁺	○ ⁺	—
Driver attention alert	●	●	●	●
Seatbelt unfastened on the move audible and visual alert for front and rear seats	●	●	●	●
Space saver spare wheel preparation (Not available on ELECTRIC versions)	○	○	○	—
Tyre Inflation Kit	●	●	●	●
Tyre pressure sensors	●	●	●	●
Exterior temperature indicator with ice warning	●	●	●	●

PEUGEOT NEW 2008





EQUIPMENT (2/5)

- KEY:
- STANDARD
- OPTIONAL
- UNAVAILABLE

			
ACTIVE	ALLURE	GT	FIRST EDITION

COMFORT AND CONVENIENCE				
Automatic air conditioning with Pollen Filter & Carbon Active Filter	●	●	●	●
Pre-heating functionality (EV versions)	●	●	●	●
Low centre console	●	—	—	—
High centre console	● [*]	●	●	●
Central front armrest with storage compartment	● [*]	●	●	●
Electric, heated and power folding door mirrors	●	●	●	●
Electrochrome rear view mirror	—	●	—	—
Frameless Electrochrome rear view mirror	—	—	●	●
Manual parking brake	●	—	—	—
Electric parking brake	● [*]	●	●	●
7 kW monophasic On board charger (Electric versions)	●	●	●	●
Mode 3 type 2 cable for Wallbox charging (Electric versions)	●	●	●	●
Electric power steering with reach and rake adjustable steering column	●	●	●	●
Automatic Front windscreen wipers	●	●	●	●
Multifunction trip computer	●	●	●	●
'One-touch' electric front windows with pinch protection	●	●	●	●

*Available on Electric & EAT8 automatic versions only.





			
ACTIVE	ALLURE	GT	FIRST EDITION

'One-touch' electric rear windows with pinch protection	●	●	●	●
Parking sensors - rear	●	—	—	—
Parking sensors - front and rear	—	●	●	●
HD Rear Camera (+ Pack Option)	○ ⁺	○ ⁺	●	●
HD Front & Rear Cameras (+ Pack Option)	—	○ ⁺	○ ⁺	—
PEUGEOT i-Cockpit®: compact steering wheel	●	●	●	●
PEUGEOT i-Cockpit®: 10" SD capacitive colour touchscreen	●	—	—	—
PEUGEOT i-Cockpit®: 10" HD capacitive colour touchscreen	—	●	●	●
PEUGEOT i-Cockpit® with 3.5" instrument panel display	●	—	—	—
PEUGEOT i-Cockpit®: Configurable head-up instrument panel	—	●	—	—
PEUGEOT 3D i-Cockpit®: Configurable 3D head-up instrument panel	—	—	●	●
Push button start	●	●	●	●
PEUGEOT Open & Go (Keyless entry and push button start)	—	○	●	●
Tailgate with heated rear windscreen & wiper blade	●	●	●	●
Rear windscreen wiper triggered automatically in reverse gear	●	●	●	●
Dark tinted rear side and tailgate windows	—	●	●	●





PEUGEOT NEW 2008

EQUIPMENT (3/5)

- KEY:
- STANDARD
- OPTIONAL
- UNAVAILABLE

			
ACTIVE	ALLURE	GT	FIRST EDITION





INTERIOR FEATURES				
8-colour personalisable ambient lighting	—	—	●	●
Dashboard, front and rear door panel finish: Carbon effect	●	●	●	●
Front and rear carpet mats in black	—	—	●	●
Gear Lever Top - manual in full grain leather	—	●	●	●
Front interior light with reading spotlights (x2)	●	—	—	—
Front LED interior light with reading spotlights (x2) and rear LED interior light with timer	—	●	●	●
Leather steering wheel	●	●	—	—
Mistral full-grain perforated leather steering wheel with ‘Adamite’ green stitch detail and satin chrome 'GT' emblem	—	—	●	●
Aluminium door sill scuff plates with Peugeot lettering	—	—	●	●
'Piano' keys: Gloss black and chrome toggle switches to access main functions of the vehicle and touchscreen functions **	●	●	●	●
Roof lining - Mistral black	●	●	●	●
Seating: driver and front passenger seat manual adjustment (longitudinal and back rest angle)	●	●	●	●

				
	ACTIVE	ALLURE	GT	FIRST EDITION
Seating: driver seat mechanical height adjustment	●	—	—	—
Seating: driver and front passenger seat mechanical height adjustment	—	●	●	●
Seating: -1/3 – 2/3 folding rear seat	●	●	●	●
Seating: driver and front passenger comfort seats	●	●	—	—
Seating: driver and front passenger sport seats	—	—	●	●
Seating: 'Pneuma' and 'Rimini' cloth seat trim with Calcite stitch detail	●	—	—	—
Seating: Tri-material 'Casual' leather effect and 'Isabella' cloth seat trim with Quartz stitch detail	—	●	—	—
Seating: Tri-material 'Capy' leather effect and 'Belomka' cloth seat trim with Adamite stitch detail	—	—	●	—
Seating: Alcantara ‘Iconium’ with ‘Adamite’ stitch detail. Heated front seats, driver’s seat with electric adjustment with massage function	—	—	○	●
Seating: Front heated seats (x2)	—	○	—	—
Two-position Modular boot floor	—	●	●	●

PEUGEOT NEW 2008

EQUIPMENT (4/5)





- KEY:
- STANDARD
- OPTIONAL
- UNAVAILABLE

			
ACTIVE	ALLURE	GT	FIRST EDITION

IN-CAR ENTERTAINMENT				
Bluetooth® telephone facility	●	●	●	●
PEUGEOT i-Connect® Advanced - Connected Navigation with TomTom live updates and Speedcam alerts (6 months free subscription trial)^ AM/FM bi-tuner, DAB,Wi-Fi, BlueTooth, Mirror Screen (with Apple Carplay and Android Auto) (+ Pack Option)	○ ⁺	○ ⁺	○	●
Smartphone wireless charger	○	○	●	●
DAB Radio (Digital Audio Broadcasting)	●	●	●	●
Wireless Mirror Screen®: (Apple CarPlay™ and Android Auto)	●	●	—	—
Wireless Mirror Screen®: (Apple CarPlay™, Android Auto and MirrorLink®)	—	—	●	●
USB-C Socket (x1) front	●	—	—	—
USB-C Socket (x2) front	—	●	●	●
USB-C Socket rear (x1), USB-A Socket rear (x1)	● [*]	●	●	●
Voice recognition (radio, navigation and telephony features)	○	○	●	●
6-Speaker radio, MP3 compatible	●	●	●	●
12 V socket	●	●	●	●

*Available on Electric & EAT8 automatic versions only.





^Subject to subscription - for renewal, terms and conditions, and any other details about Connected Navigation services, visit: <https://services-store.peugeot.co.uk>





				
	ACTIVE	ALLURE	GT	FIRST EDITION
LIGHTING AND VISIBILITY				
ECO LED headlights	●	●	—	—
Full LED headlights with Smartbeam Assist and automatic height adjustment	—	—	●	●
LED daytime running lights with distinctive 3-Claw design	●	●	●	●
LED side indicator lights integrated into door mirrors	●	●	●	●
Rear numberplate lights (x2)	●	●	●	●
Rear full LED 3D PEUGEOT signature lights (with daylight function)	●	●	●	●
Rear reversing lights	●	●	●	●
Visibility pack: automatic lights	●	●	●	●
Visibility pack: automatic windscreen wipers	●	●	●	●
Visibility pack: 'follow me home' headlights	●	●	●	●

PEUGEOT NEW 2008

EQUIPMENT (5/5)

- KEY:
- STANDARD
- OPTIONAL
- UNAVAILABLE

	 ACTIVE	 ALLURE	 GT	 FIRST EDITION
EXTERIOR FEATURES				
Body-colour exterior door handles	●	●	●	●
Door mirror covers: 'Black Diamond'	●	●	●	●
Gloss black B-pillar	●	●	●	●
Gloss black window surround	—	—	●	●
Wheel arch extensions	●	●	●	●
Gloss black rear cluster connecting strip	●	●	●	●
GT model designation badging on tailgate	—	—	●	●
‘E’ badging on tailgate (Electric versions)	●	●	●	●
Model designation badges front and rear	●	●	●	●
Radiator grille: Grained black horizontal chequered grille	●	—	—	—
Radiator grille: Body-colour vertical chequered grille	—	●	●	●
Front bumper: Black lower trim	●	—	—	—
Front bumper: Meteor grey lower trim	—	●	●	●

	 ACTIVE	 ALLURE	 GT	 FIRST EDITION
EXTERIOR FEATURES				
Front wing trim: black	●	—	—	—
Front wing trim: black with gloss black detail	—	●	—	—
Front wing trim: black with gloss black detail and GT badging	—	—	●	●
Exhaust pipe: Dual chrome (Single left and single right) - PureTech 130 EAT8 engine only	—	●	●	—
Body-colour roof	●	●	—	—
'Black Diamond' roof	—	—	●	●
Body-colour rear spoiler	●	●	—	—
'Black Diamond' rear spoiler	—	—	●	●
Gloss black roof bars	—	●	●	●
16" Steel wheels with wheel trims	●	—	—	—
17" Diamond cut two tone alloy wheels	—	●	●	●
18" Diamond cut two tone alloy wheels	—	—	○	—

*Available on Electric & EAT8 automatic versions only.

*Additional terms and conditions apply to connected services, including customer acceptance of location sharing prior to activation.

^Subject to subscription – after you have taken delivery of your vehicle, please subscribe on: <https://services-store.peugeot.co.uk>

PEUGEOT NEW 2008

CHOOSE YOUR PAINT

KEY: ● STANDARD ○ OPTIONAL — UNAVAILABLE

	CODE	ACTIVE	ALLURE	GT	FIRST EDITION
METALLIC PAINT					
Selenium Grey	M0LD	●	●	●	●
Cumulus Grey	M0F4	○	○	○	—
Nera Black	M09V	○	○	○	—
Okenite White	M0SU	○	○	○	○
PREMIUM PAINT					
Elixir Red	M5VH	○	○	○	—
Vertigo Blue	M6SM	○	○	○	—
BLACK DIAMOND ROOF					
Nera Black	JD20	—	—	●	●



PEUGEOT NEW 2008

UPHOLSTERY OPTIONS

	ACTIVE	ALLURE	GT		FIRST EDITION
UPHOLSTERY OPTIONS					
Upholstery	Tri-material 'Pneuma' and 'Rimini' cloth seat trim with Calcite stitch detail	Tri-material 'Casual Lomsa' embossed fabric, leather effect and cloth seat trim with Quartz stitch detail	Tri-material 'Capy' leather effect and 'Belomka' cloth seat trim with Adamite double stitch detail	Alcantara 'Iconium' with 'Adamite' green stitch	Alcantara 'Iconium' with 'Adamite' green stitch
Seat type	Comfort	Comfort	Dynamic	Dynamic	Dynamic
Trim code	APFX	AQFX	ATFX	WNFX	WNFX
Top-stitching	Calcite	Quartz	Adamite	Adamite	Adamite
Seat trim availability	●	●	●	○	●



ACTIVE



ALLURE



GT



GT (optional Alcantara®)

PEUGEOT NEW 2008

WHEELS

KEY: ● STANDARD ○ OPTIONAL — UNAVAILABLE

	CODE	ACTIVE	ALLURE	GT	FIRST EDITION
WHEEL DESCRIPTION					
16" 'SILOM' Wheel Trims Anthracite Grey	ZHK6	●	—	—	—
17" 'KARAKOY' Alloy Wheels Diamond cut / two tone	ZHL1	—	●	●	●
18" 'EVISSA' Alloy Wheels Diamond Cut / Black Mist	ZHKP	—	—	○	—



16" 'SILOM' Wheel Trims
Anthracite Grey



17" 'KARAKOY' Alloy Wheels
Diamond Cut
Two tone



18" 'EVISSA' Alloy Wheels
Diamond Cut
Black Mist

PEUGEOT NEW 2008

TECHNICAL SPECIFICATION (1/2)

KEY:

● STANDARD

— UNAVAILABLE

	PETROL		
	1.2L PureTech 100 S&S 6-speed manual	1.2L PureTech 130 S&S 6-speed manual	1.2L PureTech 130 EAT8 S&S 8-speed automatic
DRIVETRAIN			
Fuel type	Petrol	Petrol	Petrol
Stop and Start functionality	●	●	●
Cubic capacity (cc)	1199	1199	1199
Maximum power hp (Kw)	101 (74) @ 5500	131 (96) @ 5500	131 (96) @ 5500
Maximum torque lb/ft (Nm)	151 (205) @ 1750	170 (230) @ 1750	170 (230) @ 1750
6-speed manual	●	●	—
8-speed automatic	—	—	●
BRAKES			
Front and rear discs	●	●	●
SUSPENSIONS AND TYRES			
Front suspension	Pseudo MacPherson	Pseudo MacPherson	Pseudo MacPherson
Rear suspension	De-formable Crossmember	De-formable Crossmember	De-formable Crossmember
Size — 16" tyres	215/65 R16 H	215/65 R16 H	215/65 R16 H
Size — 17" tyres	215/60 R17 H	215/60 R17 H	215/60 R17 H
Size — 18" tyres	215/55 R18 H	215/55 R18 H	215/55 R18 H
REGULATED EMISSIONS			
Carbon monoxide (mg/km)	341	368.9	261.1
Total hydrocarbons (mg/km)	28.3	26.2	19.7
Nitrogen Oxides (mg/km)	23.0	18.4	25.9
Total Hydrocarbons + Nitrogen Oxides (mg/km)	—	—	—
Particulate Matter (mg/km)	0.62	0.35	0.74



PEUGEOT NEW 2008

TECHNICAL SPECIFICATION (2/2)

KEY: — UNAVAILABLE	PETROL		
	1.2L PureTech 100 S&S 6-speed manual	1.2L PureTech 130 S&S 6-speed manual	1.2L PureTech 130 EAT8 S&S 8-speed automatic
PERFORMANCE			
Maximum speed (mph)	115	122	122
Acceleration 0-62 mph driver only (sec)	10.9	8.9	9.1
FUEL CONSUMPTION INFORMATION (WLTP V. Low / V. HighFuel Consumption)			
Fuel Consumption: Low MPG (litres/100km).^	43.3 - 44.9 (6.5 - 6.3)	41.5 - 43.3 (6.8 - 6.5)	36.9 - 38.0 (7.7 - 7.4)
Fuel Consumption: Medium MPG (litres/100km).^	52.8 - 56.9 (5.4 - 5.0)	52.8 - 56.0 (5.4 - 5.0)	47.2 - 49.8 (6.0 - 5.7)
Fuel Consumption: High MPG (litres/100km).^	55.9 - 61.2 (5.1 - 4.6)	54.6 - 61.1 (5.2 - 4.6)	53.7 - 57.7 (5.3 - 4.9)
Fuel Consumption: Extra-High MPG (litres/100km).^*	43.8 - 49.3 (6.4 - 5.7)	42.9 - 49.2 (6.6 - 5.7)	42.3 - 47.2 (6.7 - 6.0)
Fuel Consumption: Combined MPG (litres/100km).^*	48.7 - 53.2 (5.8 - 5.3)	47.7 - 52.7 (5.9 - 5.4)	45.4 - 48.9 (6.2 - 5.8)
WLTP Carbon Dioxide (CO ₂) emissions Combined (g/km)**	120 - 131	121 - 133	130 - 140
VEHICLE WEIGHT INFORMATION (KG)			
Gross vehicle weight	1710	1715	1740
Mass in service	1324	1328	1338
Kerb weight	1188	1192	1205
Gross train weight	2910	2915	2940
Maximum braked trailer weight	1200	1200	1200
Maximum tow ball weight	48	48	48
SERVICE SCHEDULE			
	12,500 miles / 1 year	12,500 miles / 1 year	12,500 miles / 1 year
INSURANCE GROUPS			
Active	12E	—	—
Allure	—	16E	16E
GT	—	—	16E

The fuel consumption or electric range achieved, and CO2 produced (where applicable), in real world conditions will depend upon a number of factors including, but not limited to: the accessories fitted (pre and post registration); the starting charge of the battery; variations in weather; driving styles and vehicle load. The WLTP (Worldwide Harmonised Light Vehicles Test Procedure) is used to measure fuel consumption, electric range and CO2 figures.

Figures shown are for comparison purposes and should only be compared to the fuel consumption, electric range and CO2 values of other cars tested to the same technical standard.

^ 'LOW': Low speed city driving, representative of city centre driving, maximum 35mph.

^^ 'MEDIUM': Medium speed town driving, representative of town or suburban driving, maximum 50mph.

^^^ 'HIGH': High speed rural driving, representative of A-road or dual carriageway driving, maximum 60mph.

^* 'EXTRA HIGH': Extra High speed motorway driving, representative of a typical European motorway, maximum 81mph.

^^^ 'COMBINED': A mixed journey average of all elements

Figures quoted reflect a range of configurations (including non-UK market vehicles) and are subject to changes resulting from ongoing product development, range evolutions, testing and evaluations.



PEUGEOT NEW 2008

TECHNICAL SPECIFICATION – ELECTRIC (1/2)

KEY:	ELECTRIC
● STANDARD	Electric 54 kWh 156
— UNAVAILABLE	
ELECTRIC MOTOR	
Maximum power hp (kW)	156 (115)
Maximum torque lb/ft (Nm)	192 (260) @ 300-3674
Battery Capacity (kWh) / Battery power (kW)	50 / 100
Usable Battery Capacity (kWh)	47.7
Battery Warranty	8 year traction battery warranty
Electric Range WLTP (miles)	250
On Board Charger (kW)	7
TRANSMISSION	
Type	Automatic
Number of gears	One
SUSPENSIONS AND TYRES	
Front suspension	Pseudo MacPherson
Rear suspension	Panhard bar rear train
Size - 16" tyres	215/60 R16 P
Size - 17" tyres	215/60 R17 P
Size - 18" tyres	215/55 R18 P
BRAKES	
Front and rear discs	●
PERFORMANCE	
Maximum speed (mph)	93 (Sport Mode)
Acceleration 0-62 mph driver only (sec)	9.1



PEUGEOT NEW 2008

TECHNICAL SPECIFICATION – ELECTRIC (2/2)

KEY:	ELECTRIC	
○ STANDARD		
— UNAVAILABLE	Electric 54 kWh 156	
REGULATED EMISSIONS		
Carbon monoxide (mg/km)	—	
Total hydrocarbons (mg/km)	—	
Nitrogen Oxides (mg/km)	—	
Total Hydrocarbons + Nitrogen Oxides (mg/km)	—	
Particulate Matter (mg/km)	—	
Carbon Dioxide (CO ₂) emissions Combined (g/km)**	0	
VEHICLE WEIGHT INFORMATION (KG)		
Gross vehicle weight	2030	
Mass in service	1662	
Kerb weight	1548	
Gross train weight	—	
Maximum braked trailer weight	—	
Maximum tow ball weight	—	
SERVICE SCHEDULE		
	Initial operation 8,000 miles / 1 Year, first scheduled service 16,000 miles / 2 Years, then every 16,000 miles / 2 Years thereafter	
INSURANCE CODES		
Active	26E	
Allure	26E	
GT	26E	
First Edition	27E	

The fuel consumption or electric range achieved, and CO2 produced (where applicable), in real world conditions will depend upon a number of factors including, but not limited to: the accessories fitted (pre and post registration); the starting charge of the battery; variations in weather; driving styles and vehicle load. The WLTP (Worldwide Harmonised Light Vehicles Test Procedure) is used to measure fuel consumption, electric range and CO2 figures.

Figures shown are for comparison purposes and should only be compared to the fuel consumption, electric range and CO2 values of other cars tested to the same technical standard.

^ ‘LOW’: Low speed city driving, representative of city centre driving, maximum 35mph.

^^ ‘MEDIUM’: Medium speed town driving, representative of town or suburban driving, maximum 50mph.


^^^ ‘HIGH’: High speed rural driving, representative of A-road or dual carriageway driving, maximum 60mph.

^^ ‘EXTRA HIGH’: Extra High speed motorway driving, representative of a typical European motorway, maximum 81mph.

^^^ ‘COMBINED’: A mixed journey average of all elements

Figures quoted reflect a range of configurations (including non-UK market vehicles) and are subject to changes resulting from ongoing product development, range evolutions, testing and evaluations.



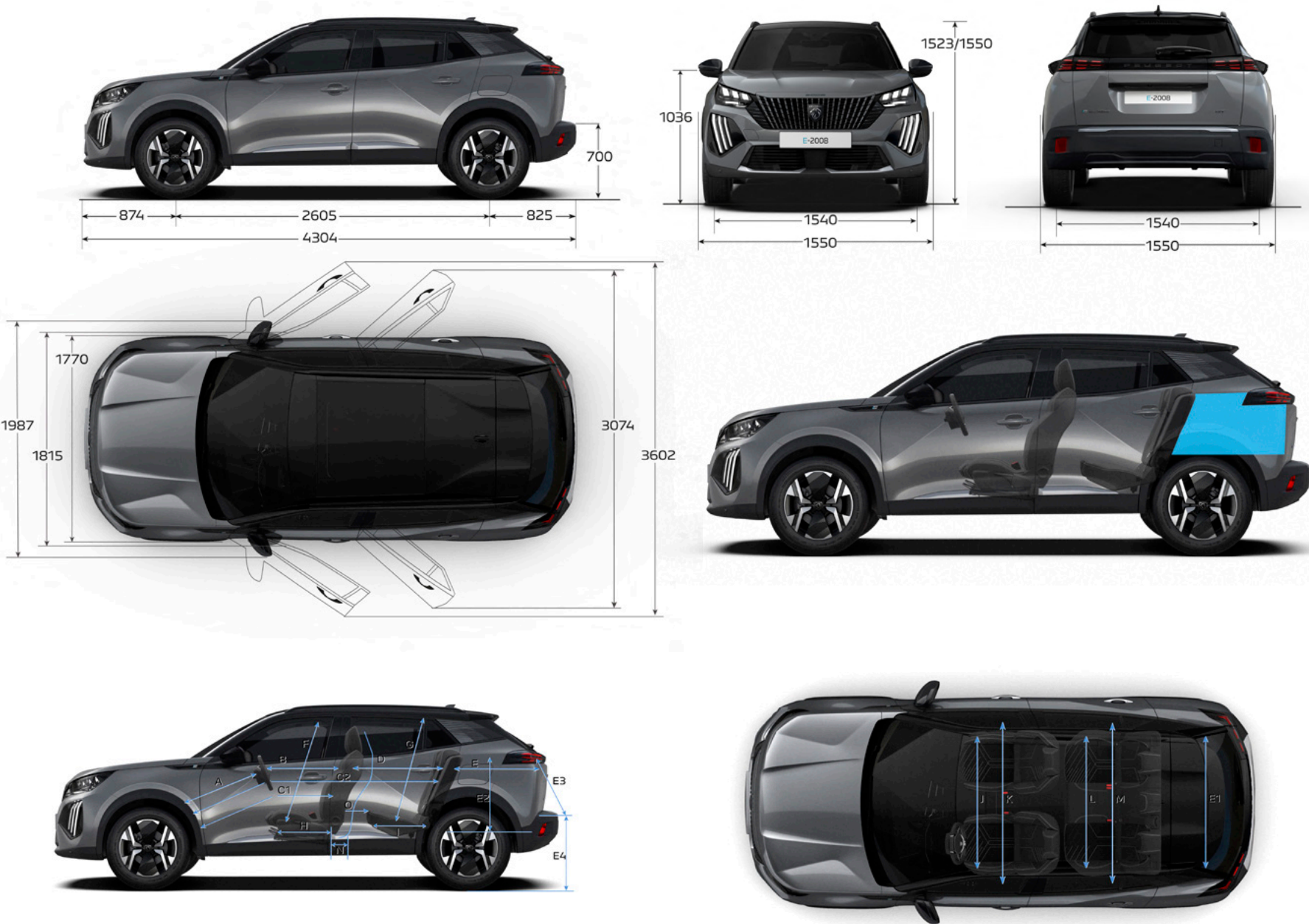


PEUGEOT NEW 2008

DIMENSIONS

EXTERNAL DIMENSIONS	
Length (mm)	4304
Width (mm) excluding mirrors	1770
Height (mm) without/with roof bars	1523/1550
Wheelbase (mm)	2605
Front / rear overhang (mm)	874 / 825
Front / rear track width (mm)	1540
Turning Circle	10.4
EXTERNAL DIMENSIONS FOR PARKING	
Width with front / rear doors open (mm)	3602 / 3074
Width with door mirrors open / folded (mm)	1987 / 1815
INTERNAL DIMENSIONS	
Number of seats	5
Front / rear elbow room (mm)	1408 / 1378
Front / rear shoulder room (mm)	1370 / 1317
Front / rear head room (mm)*	906 / 889
BOOT, STORAGE & FUEL TANK	
Length with rear seat back up (mm)	791
Width between wheel housings (mm)	1014
Min. boot volume - below shelf (litres)	434
Max. boot volume - rear seats folded flat, loaded to roof (litres)	1467
Fuel Tank Capacity (litres)	44

*Value with optional panoramic glass roof.



A	704
B	649
C1	884
C2	1756
D	872
E	791
E1	1014
E2	545
E3	819
E4	693 / 709
F	906
G	889
H	385,2
I	446
J	1408
K	1370
L	1378
M	1317
N	238,5
O	125



PEUGEOT NEW 2008 SERVICE CONTRACTS

PEUGEOT OFFER TWO LEVELS OF SERVICE PLAN CONTRACTS

What’s included:

- PEUGEOT Service Plans offer complete assurance that all your servicing costs will be completely covered for the duration of the plan
- We offer PEUGEOT Service Plans for up to five years with many mileage options
- One-off up front or monthly direct debit payment options available
- All packages are affordable and inflation proof, which means they will remain at a fixed cost for the duration of the plan

Monthly price examples*:

New 2008

36 Months / 30,000 Miles	48 Months / 40,000 Miles	60 Months / 50,000 Miles
£19.33 per month	£21.00 per month	£21.00 per month

New E-2008

36 Months / 30,000 Miles	48 Months / 40,000 Miles	60 Months / 50,000 Miles
£9.67 per month	£10.50 per month	£10.50 per month

*Price examples based on an annual mileage of 10,000 per annum. Prices updated June 2023.

A PEUGEOT Service Plan can be purchased up to 12 months after registration date. The prices quoted above are indicative, for a bespoke quote please contact your local PEUGEOT Retailer. If the plan is taken out after the date of registration an additional payment will be required to cover this starting period.

Any normal wear and tear maintenance work such as replacement of tyres, brake pads, brake discs, clutches, shock absorbers, wipers, batteries, bulbs, silencer, exhausts and windscreens are excluded. Servicing must be carried out by a PEUGEOT Authorised Repairer in the UK. PEUGEOT Motor Company reserve the right to change, amend or withdraw this product at any time.

EXTENDED PEUGEOT ASSISTANCE*

What’s included: Extension of your PEUGEOT Assistance Cover:

- Offers you the opportunity to extend PEUGEOT Assistance up to a further two years

Cover includes:

- PEUGEOT Assistance from Home
- PEUGEOT Roadside Assistance
- PEUGEOT Recovery
- PEUGEOT Onward Travel
- PEUGEOT European Cover

*Excludes non-vehicle induced faults.



TO FIND OUT ABOUT EXTENDING
YOUR PEUGEOT ASSISTANCE COVER
CALL 0800 294 0294

PEUGEOT NEW 2008

FURTHER INFORMATION

MANUFACTURERS RECOMMENDED RETAIL PRICE ON THE ROAD (INCLUDES THE FOLLOWING FROM AUGUST 2023)

TAX BAND	CO ₂ (g/km)	FIRST YEAR VED	FIRST YEAR VED ALTERNATIVE FUEL	ANNUAL TAX PETROL & DIESEL	ANNUAL TAX ALTERNATIVE FUEL	FIRST REG FEE	DELIVERY CHARGE	VAT @ 20% ON DELIVERY	TOTAL OTR COSTS	TOTAL OTR COSTS ALTERNATIVE FUEL
A	0	£0.00	£0.00	£0.00	£0.00	£55.00	£750.00	£150.00	£955.00	£955.00
B	1-50	£10.00	£0.00	£180.00	£170.00	£55.00	£750.00	£150.00	£965.00	£955.00
C	51-75	£30.00	£20.00	£180.00	£170.00	£55.00	£750.00	£150.00	£985.00	£975.00
D	76-90	£130.00	£120.00	£180.00	£170.00	£55.00	£750.00	£150.00	£1,085.00	£1,075.00
E	91-100	£165.00	£155.00	£180.00	£170.00	£55.00	£750.00	£150.00	£1,120.00	£1,110.00
F	101-110	£185.00	£175.00	£180.00	£170.00	£55.00	£750.00	£150.00	£1,140.00	£1,130.00
G	111-130	£210.00	£200.00	£180.00	£170.00	£55.00	£750.00	£150.00	£1,165.00	£1,155.00
H	131-150	£255.00	£245.00	£180.00	£170.00	£55.00	£750.00	£150.00	£1,210.00	£1,200.00
I	151-170	£645.00	£635.00	£180.00	£170.00	£55.00	£750.00	£150.00	£1,600.00	£1,590.00
J	171-190	£1,040.00	£1,030.00	£180.00	£170.00	£55.00	£750.00	£150.00	£1,995.00	£1,985.00
K	191-225	£1,565.00	£1,555.00	£180.00	£170.00	£55.00	£750.00	£150.00	£2,520.00	£2,510.00
L	226-255	£2,220.00	£2,210.00	£180.00	£170.00	£55.00	£750.00	£150.00	£3,175.00	£3,165.00
M	OVER 255	£2,605.00	£2,595.00	£180.00	£170.00	£55.00	£750.00	£150.00	£3,560.00	£3,550.00

VAT is calculated at 20%. VAT is not applicable to cars sold in the Channel Islands.

Cars with a list price of over £40,000 at first registration will pay an additional rate of £390 per year on top of annual tax ‘standard rate’, for five years from the start of the second licence, before returning to the rates listed above. This supplement does not apply to electric vehicles.

PEUGEOT 3 YEARS OF WARRANTY

All vehicles first registered in the UK and purchased from a UK PEUGEOT Retailer benefit from a PEUGEOT 2 year unlimited mileage manufacturer’s warranty and a free optional additional 1 year of warranty provided by the PEUGEOT RetailNetwork in the UK.

PEUGEOT ASSISTANCE

All new PEUGEOTs come with PEUGEOT Assistance, our breakdown assistance service.

PEUGEOT Assistance is available every minute of the day and night; 365 days of the year, for you and anyone else driving your PEUGEOT with your permission.

Full details are available at www.peugeot.co.uk

All information and prices correct at time of publication, but are subject to change at any time without prior notice (which may occur as a result of matters including, but not limited to, any changes in legislation and/or any changes by the government).

It is our policy to continually improve our vehicles in every way. To avoid any misunderstandings you are advised to check with your PEUGEOT Dealer the prices, specification (including colour), equipment, accessories and equipment relating to any PEUGEOT vehicle and the exact cost and availability prior to ordering.

Where a feature is described as an option in this publication it should be assumed that it is at extra cost unless specifically stated otherwise.

Issued by Sales and Marketing, PEUGEOT Motor Company PLC, Pinley House, Sunbeam Way, Coventry CV3 1ND.

PEUGEOT NEW 2008

EXPLORE THE RANGE



NEW 2008

[DOWNLOAD PDF VERSION](#)

Join us:



All information and prices correct at time of publication, but are subject to change at any time without prior notice (which may occur as a result of matters including, but not limited to, any changes in legislation and/or any changes by the government). It is our policy to continually improve our vehicles in every way. To avoid any misunderstandings you are advised to check with your PEUGEOT Retailer the prices, specification (including colour), equipment, accessories and equipment relating to any PEUGEOT vehicle and the exact cost and availability prior to ordering. Where a feature is described as an option in this publication it should be assumed that it is at extra cost unless specifically stated otherwise.

Issued by Sales and Marketing, PEUGEOT Motor Company PLC, Pinley House, Sunbeam Way, Coventry CV3 1ND.

