



PEUGEOT 308 Range

PRICES, EQUIPMENT AND TECHNICAL SPECIFICATIONS

Version 23 - October 2019

Model Year - 2020



PEUGEOT



Model shown is PEUGEOT 308 GT hatchback with optional Magnetic Blue metallic paint.
Please note UK GT specification includes panoramic fixed cielo glass roof, image not to UK specification

PEUGEOT 308 models come with the following equipment as standard:

Safety and Security

- ABS (Anti-lock Braking System) with EBD (Electronic Braking Distribution) and EBA (Emergency Braking Assistance)
- Airbags
 - Driver and front passenger airbags (includes passenger airbag deactivation function)
 - Driver and front passenger side airbags
 - Front and rear curtain airbags
- Automatic door locking when moving off
- Automatic hazard light activation upon heavy brake application
- Child locking functionality on rear doors
- Deadlocking
- Electronic code immobiliser
- ESP (Electronic Stability Program)
- Exterior temperature indicator with ice warning
- Front optimised safety headrests and rear retractable headrests (x3), height-adjustable.
- Front and rear disc brakes
- Front three-point retractable seatbelts with force limiters
- Gear shift indicator
- Headlights left on audible warning
- Isofix child seat fittings (x2) in the outer rear seats
- Programmable cruise control and speed limiter
- Rear three-point retractable seatbelts (x3), with force limiters in the outer rear seats
- Seatbelt not fastened audible and visual alert for front seats
- Seatbelt unfastened on the move audible and visual alert for front and rear seats
- Seatbelt unfastened warning display
- Steel space saver spare wheel (except GTi)
- Tyre pressure sensors

Comfort and Convenience

- Air conditioning (manual)
- Electric and heated door mirrors
- Electric power steering with reach- and rake-adjustable steering column
- Front central console with cup-holder
- Front interior light with reading spotlights (x2) and rear interior light with timer
- Front windscreen wipers with multi-speed setting
- Grab handles (x4), retractable with damping
- Heated rear windscreen
- Mechanical parking brake
- Multifunction trip computer
- One-touch electric front windows with pinch protection
- PEUGEOT i-Cockpit®:
 - Head-up instrument panel
 - Compact multifunction steering wheel
- Rear coat hooks (x2)
- Rear windscreen wiper triggered automatically in reverse gear
- Remote central locking (two remotes)
- Roof mounted antenna
- 1/3 - 2/3 folding rear seat, Hatch only
- 1/3 - 2/3 folding rear seat ("Magic Flat" modularity with controls accessible from the boot). SW only

Interior Features

- Door armrests and facia panels trimmed in Mistral fabric
- Fixing rings (x4) in load area
- Gear lever - automatic in black leather effect and satin chrome (EAT6)
- Gear lever - automatic in gloss black and satin chrome (EAT8)
- Gear lever - manual in black (5 speed gearbox) or satin chrome (6 speed gearbox)
- Roof lining - light grey
- Satin chrome dashboard trim
- Satin chrome interior door handles
- Seating
 - 'Comfort' front seats
 - Height adjustable driver and front passenger seat
 - Mistral 'Metax' cloth seat trim with overstitch detail
- Tonneau cover - retractable with dedicated storage under boot floor (SW only)

In Car Entertainment

- Bluetooth® telephone facility
- DAB radio (Digital Audio Broadcasting)
- USB socket
- 6-speaker radio, MP3 compatible
- 12 V socket

Exterior Features

- Fuel filler cap with dedicated AdBlue inlet (Euro 6.2 diesel versions only)
- Radiator grille: chrome edge trim and with black central detail
- Side window trim: black rubber

Exterior Lighting and Visibility

- Halogen headlights
- LED daytime running lights built into the headlight unit
- Rear number plate lights (x2)
- Rear LED PEUGEOT signature 'Claw Effect' lights (hatch only) (with daylight running function)
- Side indicator lights integrated into door mirrors



Model shown is PEUGEOT 308 Allure hatchback with optional Cumulus Grey metallic paint.



ACTIVE

Safety and Security

- Alarm (Thatcham category one approved)

Comfort and Convenience

- Automatic dual zone climate control
- Central front armrest with height and longitudinal adjustment
- Illuminated vanity mirrors
- Map pockets on front seat backs
- Parking sensors - rear

Interior Features

- Mistral full-grain leather steering wheel with stitch detail
- Seating
 - Driver seat lumbar adjustment

In Car Entertainment

- Mirror Screen®:
 - MirrorLink®
 - Apple CarPlay™
 - Android Auto
- PEUGEOT i-Cockpit®:
 - 9.7" capacitive touchscreen
- Connected 3D Navigation*
 - TomTom® Live updates (3 year subscription)
 - Connection via customer smartphone
 - Voice recognition (radio, navigation and telephony features)

Exterior Features

- Body-colour exterior door handles
- Door mirror shells: body colour
- 16" 'Quartz' alloy wheels

Exterior Lighting and Visibility

- Visibility pack
 - Automatic headlights
 - Automatic windscreen wipers
 - Electrochrome rear view mirror (auto dimming)
 - 'Follow me home' headlamps



ALLURE

Active specification plus:

Comfort and Convenience

- Electric parking brake (includes hill assist)
- LED front interior light with reading spotlights (x2) and rear interior light with timer
- Parking sensors - front and rear
- Power folding door mirrors with courtesy approach lighting
- Rear central armrest with ski flap and two cup-holders

Interior Features

- Seating
 - Mistral 'Oxford' leather effect and cloth seat trim with overstitch detail
 - Sports style front seats with elongated cushion bases and increased side support

Exterior Features

- Aluminium longitudinal roof bars (SW only)
- Panoramic fixed cielo glass roof (includes electric interior blind) (not GTi)
- Radiator grille: chrome edge trim and with chrome central detail
- Side window trim: chrome
- 17" 'Rubis' diamond cut alloy wheels

Exterior Lighting and Visibility

- Halogen fog lights



* Additional terms & conditions apply to connected services, including customer acceptance of location sharing prior to activation.



GT LINE

Allure specification plus:

Safety and Security

- PEUGEOT Connect SOS and Assistance
- Self-levelling headlights

Comfort and Convenience

- Dark tinted rear side and tailgate windows
- Colour reversing camera

Interior Features

- Aluminium style pedals and door sills
- Door armrests and fascia panels trimmed in Mistral leather effect trim with red stitch detail
- Front armrest and gear lever gaiter with red contrast stitching
- Mistral floor mats with red contrast stitching
- Mistral full grain perforated leather steering wheel with red stitch detail
- Roof lining - Tramontane black
- Seating
 - Mistral 'Oxford Red' leather effect and cloth seat trim with red over stitch detail
 - Front passenger seat lumbar adjustment

In Car Entertainment

- Connected 3D Navigation*
 - Automatic connection via PEUGEOT Connect
 - TomTom® Live updates (3 year subscription)^
 - SpeedCam / Danger Zones paid subscription available at extra cost (please refer to options page for pricing)

Exterior Features

- Aluminium door sill finishers
- Door mirror shells: Nera black
- 'GT Line' emblems (front wings and tailgate)
- Radiator grille: chequered with red 'PEUGEOT' lettering
- Sports front bumper design
- Sports side skirt design
- Twin exhaust effect trim
- 17" 'Rubis' diamond cut alloy wheels

Exterior Lighting and Visibility

- Full LED headlights
- LED fog lights
- LED sequential scrolling front indicators

*Additional terms and conditions apply to connected services, including customer acceptance of location sharing prior to activation.
 ^Subject to subscription – after you have taken delivery of your vehicle, please subscribe on: <https://services-store.peugeot.co.uk/>



GT

GT Line specification plus:

Safety and Security

- ESP disengage functionality

Comfort and Convenience

- PEUGEOT Open and Go (keyless entry and push button start)

Interior Features

- Driver sport pack
- Mistral full grain perforated leather steering wheel with red stitch detail and 'GT' emblem
- Seating
 - Alcantara® and leather effect seat trim with red over stitch detail
- 3.5" 'GT' instrument panel display

Exterior Features

- 'GT' emblems (front wings and tailgate)
- Lowered ride height (7mm at front and 10mm at rear)
- Sports front bumper design with black lower bumper finisher
- '18" 'Diamant' two tone finish diamond cut alloy wheels





GTi

GT specification plus:

Interior Features

- Mistral full grain perforated leather steering wheel with red stitch detail, 'GTi' emblem and red centering mark
- Seating
 - GTi Bucket seats with PEUGEOT Sport branding
 - PEUGEOT Sport branded Alcantara® and leather effect seat trim with red overstitch detail
 - Massage function on front seats with two intensity settings
- 3.5" 'GTi' instrument panel display

Exterior Features

- Aluminium 'GTi' door sill finishers
- 'GTi' emblems (front wings and tailgate)
- Large twin exhaust and black rear diffuser
- Lowered ride height (11mm) (vs. standard ride height)
- Radiator grille: gloss black chequered with gloss black surround and red 'PEUGEOT' lettering
- Red painted PEUGEOT Sport brake calipers with 380mm front discs
- Sports front bumper skirts
- Sports front bumper design with red lower bumper finisher (black on Ultimate Red vehicles)
- Torsen® limited-slip differential
- 19" 'Carbone' two tone finish diamond cut alloy wheels



Engineered By PEUGEOT Sport

Engineered by PEUGEOT Sport:

Founded in 1981 by Jean Todt, PEUGEOT Sport has competed in the world's greatest and most demanding events and championships. Embarking on such endeavours has resulted in PEUGEOT Sport obtaining many accolades, including victories at the iconic Le Mans 24 Hours, Pikes Peak International Hill Climb and Dakar Rally. Drawing upon their expertise obtained from successes in motorsport, PEUGEOT Sport have designed radical sports cars for the road for many years. PEUGEOT 308 GTi is their latest creation, proudly carrying the name of the experts who developed it.



1.6L PureTech Engine

1.6L PureTech Engine:

Available with 260hp, 308 GTi is powered by the most powerful production engine of its size. This hugely capable engine has been meticulously developed by PEUGEOT Sport engineers; highlights include the fitment of Mahle lightweight race pistons, increased injection pressure and a Borgwarner twin scroll turbo charger. This expertise results in a car that can go from 0-62mph in 6.0 seconds, boasting one of the strongest power: weight ratios in its class.

Driver Sport Pack

Driver Sport Pack:

Increases responsiveness of the engine and gearbox to the accelerator pedal, changes instrument panel colour to red (from white), displays vehicle dynamic parameters - acceleration, power delivery, turbo and amplifies engine sound in the cabin.



Braking Technology



Braking Technology:

For powerful braking, the ventilated front brake discs have a diameter of 380mm. Mounted on aluminium hubs, they are pinched by four pistons (38mm and 41mm in diameter) in a vibrant red fixed caliper at the front with the PEUGEOT Sport signature. The rear discs have a diameter of 268mm. Together; these components deliver endurance and remarkably consistent performance in the most demanding circumstances.



Torsen® Limited-Slip Differential



Torsen Limited Slip Differential:

Exclusive to PEUGEOT 308 GTi is an accomplished Torsen® limited-slip differential, incorporated into the transmission to improve cornering traction. By channelling the torque to the wheel with the most grip, it allows the car to accelerate faster as it exits bends than would normally be the case.





TECH EDITION

Safety and security

- Drive assist Pack: ACC Stop* / ACC30** (Adaptive Cruise Control) + Automatic Emergency Braking (AEBS2)
- Safety Pack: includes Driver Attention Alert (DAA3), PEUGEOT Smartbeam Assistance, speed limit recognition and recommendation and active lane keeping assistance, Active Blind Spot Detection
- PEUGEOT Connect SOS and Assistance

*Only in conjunction with an automatic gearbox.

**Only in conjunction with a manual gearbox.

Comfort and Convenience

- Electric parking brake (includes hill assist)
- LED front interior light with reading spotlights (x2) and rear interior light with timer
- Parking sensors - front and rear with flankguard function
- City Park
- Colour reversing camera
- Power folding door mirrors with courtesy approach lighting
- Rear central armrest with ski flap and two cup-holders
- Automatic dual zone climate control

Interior Features

- Aluminium style pedals and door sills
- Seating
 - Alcantara® seats with double overtitch details in orange and Tech Edition blue
 - Sports style front seats with elongated cushion bases and increased side support

In Car Entertainment

- Connected 3D Navigation*
 - Automatic connection via PEUGEOT Connect
 - TomTom® Live updates (3 year subscription)^
 - SpeedCam / Danger Zones paid subscription available at extra cost (please refer to options page for pricing)

Exterior Features

- Aluminium longitudinal roof bars (SW only)
- Panoramic fixed cielo glass roof (includes electric interior blind)
- Radiator grille: chrome edge trim and with chrome central detail
- Side window trim: chrome
- 17" 'Rubis' diamond cut alloy wheels
- Aluminium door sill finishers

Exterior Lighting and Visibility

- Halogen fog lights



*Additional terms and conditions apply to connected services, including customer acceptance of location sharing prior to activation.

^Subject to subscription – after you have taken delivery of your vehicle, please subscribe on:
<https://services-store.peugeot.co.uk/>

PEUGEOT 308 Hatchback Range: Price List

	ENGINE	HP	TITRE CODE (DIALOG DESCRIPTION)	CO ₂ g/km	BASIC MRRP	VAT (£)	TOTAL MRRP	P11D VALUE (£)	2019/20 BIK %	ON THE ROAD MRRP
Active	1.2L PureTech 110 S&S 6-speed manual	110	1PT9A5LNNKTOA0E0 (308 ACT PT110)	101	16,850.00	3,370.00	20,220.00	20,920.00	24	21,125.00
	1.2L PureTech 130 S&S 6-speed manual	131	1PT9A5LNPKTOA0E0 (308 ACT PT130)	102	17,241.67	3,448.33	20,690.00	21,390.00	24	21,595.00
	1.2L PureTech 130 EAT8 S&S 8-speed Efficient Automatic Transmission	131	1PT9A5LNP1T0A0E0 (308 ACT PT130A)	105	18,575.00	3,715.00	22,290.00	22,990.00	25	23,195.00
	1.5L BlueHDi 100 S&S 6-speed manual	101	1PT9A5LMDKTOA0E0 (308 ACT BHD1100)	91	17,383.33	3,476.67	20,860.00	21,560.00	26	21,765.00
	1.5L BlueHDi 130 S&S 6-speed manual	130	1PT9A5LMAKTOA0E0 (308 ACT BHD1130)	91	18,075.00	3,615.00	21,690.00	22,390.00	26	22,595.00
	1.5L BlueHDi 130 EAT8 S&S 8-speed Efficient Automatic Transmission	131	1PT9A5LMA1T0A0E0 (308 ACT BHD1130A)	92	19,408.33	3,881.67	23,290.00	23,990.00	26	24,195.00
Allure	1.2L PureTech 110 S&S 6-speed manual	110	1PT9A5PNNKTOA0E0 (308 ALL PT110)	101	17,933.33	3,586.67	21,520.00	22,220.00	24	22,425.00
	1.2L PureTech 130 S&S 6-speed manual	131	1PT9A5PNPKTOA0E0 (308 ALL PT130)	102	18,325.00	3,665.00	21,990.00	22,690.00	24	22,895.00
	1.2L PureTech 130 EAT8 S&S 8-speed Efficient Automatic Transmission	131	1PT9A5PNP1T0A0E0 (308 ALL PT130A)	105	19,491.67	3,898.33	23,390.00	24,090.00	25	24,295.00
	1.5L BlueHDi 130 S&S 6-speed manual	130	1PT9A5PMAKTOA0E0 (308 ALL BHD1130)	91	19,158.33	3,831.67	22,990.00	23,690.00	26	23,895.00
	1.5L BlueHDi 130 EAT8 S&S 8-speed Efficient Automatic Transmission	131	1PT9A5PMA1T0A0E0 (308 ALL BHD1130A)	91	20,325.00	4,065.00	24,390.00	25,090.00	26	25,295.00
Tech Edition	1.2L PureTech 130 S&S 6-speed manual	131	1PT9A5PNPKT008E0 (308 TECH ED PT130)	102	19,533.33	3,906.67	23,440.00	24,140.00	24	24,345.00
	1.2L PureTech 130 EAT8 S&S 8-speed Efficient Automatic Transmission	131	1PT9A5PNP1T008E0 (308 TECH ED PT130A)	105	20,700.00	4,140.00	24,840.00	25,540.00	25	25,745.00
	1.5L BlueHDi 130 S&S 6-speed manual	130	1PT9A5PMAKT008E0 (308 TECH ED BHD1130)	91	20,366.67	4,073.33	24,440.00	25,140.00	26	25,345.00
	1.5L BlueHDi 130 EAT8 S&S 8-speed Efficient Automatic Transmission	131	1PT9A5PMA1T008E0 (308 TECH ED BHD1130A)	92	21,533.33	4,306.67	25,840.00	26,540.00	26	26,745.00
GT Line	1.2L PureTech 130 S&S 6-speed manual	131	1PT9A5TNPKTOA0E0 (308 GTL PT130)	102	19,783.33	3,956.67	23,740.00	24,440.00	24	24,645.00
	1.2L PureTech 130 EAT8 S&S 8-speed Efficient Automatic Transmission	131	1PT9A5TNP1T0A0E0 (308 GTL PT130A)	105	20,950.00	4,190.00	25,140.00	25,840.00	25	26,045.00
	1.5L BlueHDi 130 S&S 6-speed manual	130	1PT9A5TMAKTOA0E0 (308 GTL BHD1130)	91	20,616.67	4,123.33	24,740.00	25,440.00	26	25,645.00
	1.5L BlueHDi 130 EAT8 S&S 8-speed Efficient Automatic Transmission	131	1PT9A5TMA1T0A0E0 (308 GTL BHD1130A)	92	21,783.33	4,356.67	26,140.00	26,840.00	26	27,045.00
GT	2.0L BlueHDi EAT8 180 S&S 8-speed Efficient Automatic Transmission	177	1PT9A5UKA1T0A0E0 (308 GT BHD1180A)	116	23,533.33	4,706.67	28,240.00	28,940.00	31	29,205.00
GTi	1.6L PureTech 260 S&S 6-speed manual	262	1PT9A5WZNKTOA0E0 (308 GTI PT260)	148	24,816.67	4,963.33	29,780.00	30,480.00	33	30,745.00

CO2 figures and OTR pricing shown above are for a standard vehicle without any additional optional equipment. CO2 and fuel economy figures and OTR pricing may vary according to wheel fitment and optional extras fitted.

The fuel consumption you achieve, and CO2 produced, in real world conditions will depend upon a number of factors including the accessories fitted (post registration), variations in weather, driving styles and vehicle load. There is a new test (WLTP*) used to measure fuel consumption and CO2 figures. The CO2 figures shown are NEDC equivalent, calculated using an EC correlation tool which converts WLTP figures to NEDC figures, however, these NEDCeq figures are based on the outgoing test cycle (NEDC**) and will be used to calculate tax for first registration. CO2 and fuel economy figures may vary according to wheel fitment and optional extras fitted.

Figures shown are for comparability purposes; you should only compare fuel consumption and CO2 figures with other vehicles tested using the same technical standard.

*WLTP - Worldwide harmonized Light vehicles Test Procedure. **NEDCeq - New European Driving Cycle.

All information and prices correct at time of publication, but are subject to change at any time without prior notice (which may occur as a result of matters including, but not limited to, any changes in legislation and/or any changes by the government).

For further information call PEUGEOT on 0800 083 3000 or visit our website at www.peugeot.co.uk

PEUGEOT 308 SW Range: Price List

	ENGINE	HP	TITRE CODE (DIALOG DESCRIPTION)	CO ₂ g/km	BASIC MRRP	VAT (£)	TOTAL MRRP	P11D VALUE (£)	2019/20 BIK %	ON THE ROAD MRRP
Active	1.2L PureTech 110 S&S 6-speed manual	110	1PT9C5LNNKTOA0E0 (308SW ACT PT110)	101	17,641.67	3,528.33	21,170.00	21,870.00	24	22,075.00
	1.2L PureTech 130 S&S 6-speed manual	131	1PT9C5LNPKTOA0E0 (308SW ACT PT130)	102	18,033.33	3,606.67	21,640.00	22,340.00	24	22,545.00
	1.2L PureTech 130 EAT8 S&S 8-speed Efficient Automatic Transmission	131	1PT9C5LNP1TOA0E0 (308SW ACT PT130A)	108	19,366.67	3,873.33	23,240.00	23,940.00	25	24,145.00
	1.5L BlueHDi 100 S&S 6-speed manual	101	1PT9C5LMDKTOA0E0 (308SW ACT BHD1100)	91	18,175.00	3,635.00	21,810.00	22,510.00	26	22,715.00
	1.5L BlueHDi 130 S&S 6-speed manual	130	1PT9C5LMAKTOA0E0 (308SW ACT BHD1130)	94	18,866.67	3,773.33	22,640.00	23,340.00	26	23,545.00
	1.5L BlueHDi 130 EAT8 S&S 8-speed Efficient Automatic Transmission	131	1PT9C5LMA1TOA0E0 (308SW ACT BHD1130A)	95	20,200.00	4,040.00	24,240.00	24,940.00	27	25,145.00
Allure	1.2L PureTech 110 S&S 6-speed manual	110	1PT9C5PNNKTOA0E0 (308SW ALL PT110)	101	18,725.00	3,745.00	22,470.00	23,170.00	24	23,375.00
	1.2L PureTech 130 S&S 6-speed manual	131	1PT9C5PNPKTOA0E0 (308SW ALL PT130)	102	19,116.67	3,823.33	22,940.00	23,640.00	24	23,845.00
	1.2L PureTech 130 EAT8 S&S 8-speed Efficient Automatic Transmission	131	1PT9C5PNP1TOA0E0 (308SW ALL PT130A)	108	20,283.33	4,056.67	24,340.00	25,040.00	25	25,245.00
	1.5L BlueHDi 130 S&S 6-speed manual	130	1PT9C5PMAKTOA0E0 (308SW ALL BHD1130)	94	19,950.00	3,990.00	23,940.00	24,640.00	26	24,845.00
	1.5L BlueHDi 130 EAT8 S&S 8-speed Efficient Automatic Transmission	131	1PT9C5PMA1TOA0E0 (308SW ALL BHD1130A)	95	21,116.67	4,223.33	25,340.00	26,040.00	27	26,245.00
Tech Edition	1.2L PureTech 130 S&S 6-speed manual	131	1PT9C5PNPKT008E0 (308SW TECH ED PT130)	102	20,325.00	4,065.00	24,390.00	25,090.00	24	25,295.00
	1.2L PureTech 130 EAT8 S&S 8-speed Efficient Automatic Transmission	131	1PT9C5PNP1T008E0 (308SW TECH ED PT130A)	108	21,491.67	4,298.33	25,790.00	26,490.00	25	26,695.00
	1.5L BlueHDi 130 S&S 6-speed manual	130	1PT9C5PMAKT008E0 (308SW TECH ED BHD1130)	94	21,158.33	4,231.67	25,390.00	26,090.00	26	26,295.00
	1.5L BlueHDi 130 EAT8 S&S 8-speed Efficient Automatic Transmission	131	1PT9C5PMA1T008E0 (308SW TECH ED BHD1130A)	95	22,325.00	4,465.00	26,790.00	27,490.00	27	27,695.00
GT Line	1.2L PureTech 130 S&S 6-speed manual	131	1PT9C5TNPKTOA0E0 (308SW GTL PT130)	103	20,575.00	4,115.00	24,690.00	25,390.00	24	25,595.00
	1.2L PureTech 130 EAT8 S&S 8-speed Efficient Automatic Transmission	131	1PT9C5TNP1TOA0E0 (308SW GTL PT130A)	109	21,741.67	4,348.33	26,090.00	26,790.00	25	26,995.00
	1.5L BlueHDi 130 S&S 6-speed manual	130	1PT9C5TMAKTOA0E0 (308SW GTL BHD1130)	94	21,408.33	4,281.67	25,690.00	26,390.00	26	26,595.00
	1.5L BlueHDi 130 EAT8 S&S 8-speed Efficient Automatic Transmission	131	1PT9C5TMA1TOA0E0 (308SW GTL BHD1130A)	95	22,575.00	4,515.00	27,090.00	27,790.00	27	27,995.00
GT	2.0L BlueHDi EAT8 180 S&S 8-speed Efficient Automatic Transmission	177	1PT9C5UKA1TOA0E0 (308SW GT BHD1180A)	120	24,325.00	4,865.00	29,190.00	29,890.00	32	30,155.00

CO2 figures and OTR pricing shown above are for a standard vehicle without any additional optional equipment. CO2 and fuel economy figures and OTR pricing may vary according to wheel fitment and optional extras fitted.

The fuel consumption you achieve, and CO2 produced, in real world conditions will depend upon a number of factors including the accessories fitted (post registration), variations in weather, driving styles and vehicle load. There is a new test (WLTP*) used to measure fuel consumption and CO2 figures. The CO2 figures shown are NEDC equivalent, calculated using an EC correlation tool which converts WLTP figures to NEDC figures, however, these NEDCeq figures are based on the outgoing test cycle (NEDC**) and will be used to calculate tax for first registration. CO2 and fuel economy figures may vary according to wheel fitment and optional extras fitted.

Figures shown are for comparability purposes; you should only compare fuel consumption and CO2 figures with other vehicles tested using the same technical standard.

*WLTP - Worldwide harmonized Light vehicles Test Procedure. **NEDCeq - New European Driving Cycle.

All information and prices correct at time of publication, but are subject to change at any time without prior notice (which may occur as a result of matters including, but not limited to, any changes in legislation and/or any changes by the government).

For further information call PEUGEOT on 0800 083 3000 or visit our website at www.peugeot.co.uk

PEUGEOT i-Cockpit®

PEUGEOT i-Cockpit®:

Since launching in 2012, PEUGEOT i-Cockpit® has re-written the rule book for car interior architecture. The PEUGEOT i-Cockpit® philosophy centres around a driving environment that puts you in control, allowing a greater connection to the road. For PEUGEOT 308, the PEUGEOT i-Cockpit® helps to make driving more instinctive.

The PEUGEOT i-Cockpit®, comprises of the following key features:

Head-up instrument panel:

Available as standard across the PEUGEOT 308 range, the raised instrument panel increases driver comfort and safety. As the panel is positioned higher, it is closer to the road and is more within the driver's field of vision. This can increase safety when compared to a conventional setup where the dials sit within the wheel, further from the road.

Inspired by the world of watch making, the "clock maker" style dials feature finely engraved needles and elegant typography. To provide perfect symmetry with the speedometer, the rev counter and temperature gauge feature a reversed needle design, allowing the needles to come together on acceleration.

Sitting comfortably between the dials is an LCD screen complete with white or colour graphics depending on version. Designed to relay key information to the driver the screen can display key data including, digital speed read out, satellite navigation directions, fuel economy data and even power output and G-force information in conjunction with the driver sport pack.

Compact multi-function steering wheel:

At PEUGEOT we have quite literally reinvented the wheel. Compact steering wheel dimensions of just 351mm x 329mm enhance every journey in PEUGEOT 308. Out on the road the compact dimensions increase the visibility of the cars instruments whilst in the corners it provides heightened responses and improved agility.

When it comes to round town or navigating car parks its compact size make light work of wheel winding to manoeuvre into a space. In terms of finish, Active models upwards have a steering wheel trimmed with Mistral full-grain leather and stitch detail. Sports models benefit further from red stitching, perforation detail and a satin chrome model designation badge, whilst on the GTi a bright red centering mark enhances the sports theme further.

9.7" capacitive touchscreen (Active versions upwards):

With crystal clear graphics, the 9.7" capacitive touchscreen houses several key technological features on the PEUGEOT 308. Capacitive technology helps to give Smartphone levels of responsiveness. In-keeping with the PEUGEOT i-Cockpit® theme, the touchscreen is angled towards the driver.

For greater accessibility the touchscreen includes access keys around the outside of the screen display, these enable direct access to the wealth of functionality available. Features accessed via the touch-screen include:

- Automatic dual zone climate control
- DAB Radio (Digital Audio Broadcasting)
- Mirror Screen®: (Apple CarPlay™, Android Auto and Mirrorlink®)
- Connected 3D navigation*: includes TomTom® Live updates



PEUGEOT i-Cockpit®



PEUGEOT i-Cockpit®

Driver Sport Pack

Driver Sport Pack: (Standard on GT and GTi versions)

Increase the sporting temperament of your new PEUGEOT 308 with this exciting pack. A simple press of the 'Sport' button has the following impact:

- Increased responsiveness of the vehicles power steering to give a sharper response. (excludes GTi with enhanced steering as standard)
- Sharpened throttle response upon acceleration
- Sportier gearshift pattern for automatic versions

In addition to changes to vehicle driving dynamics the driver sport pack also rewards the driver both visually and audibly in the following ways:

- Display of vehicle dynamic parameters including G-force data, power delivery and turbo pressure.
- Change of the head-up instrument panel display lighting to red (from white)
- Digital engine sound amplification through the cars speakers

All of the above parameters coupled with the PEUGEOT i-Cockpit® interior architecture combine to provide the most thrilling of driving experiences.

Driver sport pack is also available as an option on Allure and GT Line versions.



Red Dials (in conjunction with driver sport pack)



Electric Impulse Automatic Gearbox Control

Electric Impulse Automatic Gearbox Control: (Standard EAT8 automatic versions)

Linked to the 8-speed Efficient Automatic Transmission (EAT8) with Quickshift Technology. This stylish gearbox control with its ergonomic design complements the PEUGEOT i-Cockpit®. Trimmed with full-grain leather, satin chrome and piano black materials, this compact gearbox control even helps to free up space within the cabin.

Operation is intuitive and smooth, for the more exuberant driver a manual driving mode is also available, a simple press of the 'M' button located on the control gives full access to the steering column mounted paddles (only EAT8).



Steering Column Paddles and Electric Impulse Control



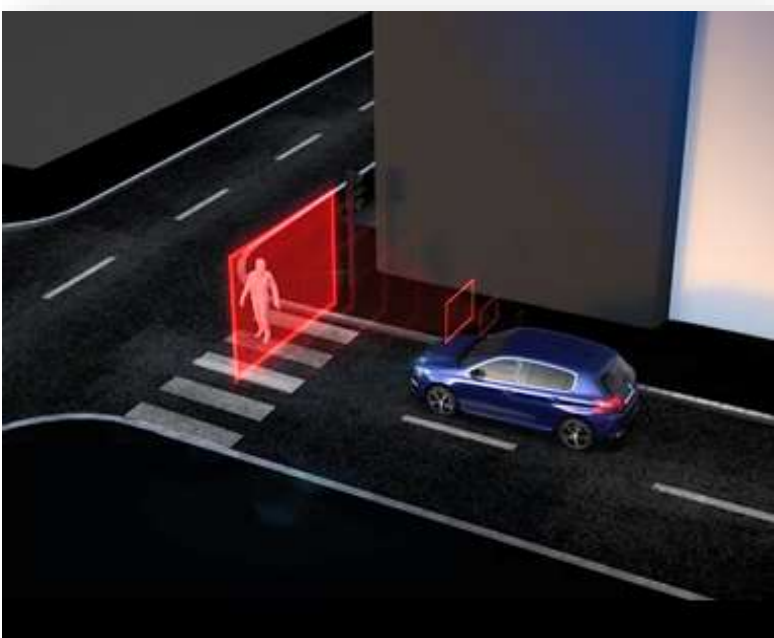
Head-Up Instrument Panel



Compact Multifunction Steering Wheel



9.7" Capacitive colour Touchscreen



Automatic Emergency Braking System (AEBS2 / VAEB)

Automatic Emergency Braking System (AEBS2 / VAEB):

An intelligent autonomous braking system designed to avoid a collision or limit its severity by reducing the vehicle's speed. The system is triggered if the driver does not react quickly enough, by activating the vehicle's brakes.

A multifunction camera located at the top of the windscreen coupled with a bumper mounted radar (AEBS2) are able to detect obstructions on the road. The system is able to detect vehicles that are moving in the same direction or are at a stop, together with pedestrians in the road.

Distance Alert System:

Working in conjunction with the AEBS2 / VAEB system, the distance alert function warns the driver if the vehicle risks a collision with the vehicle in front or a pedestrian in the road. Two levels of warning are available; the first 'Amber' warning provides a visual alert to the potential risk. In a more severe instance a 'Red' visual and audible alert indicate a collision is imminent and driver action is required, failure to act triggers the AEBS2 / VAEB system.

Optional from Active level, included as part of the safety plus pack

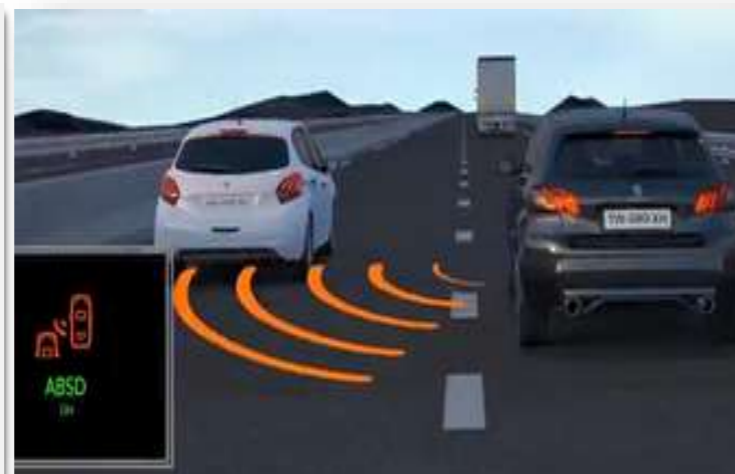
Blind Spot Monitoring / Active Blind Spot Detection (ABSD)

Blind Spot Monitoring: (linked to City Park option)

Now you can enjoy the feeling of having eyes in the back of your head. Using lateral ultrasound sensors to cover areas out of your field of vision, an LED illuminates in either side door mirror to alert to the presence of a car, lorry, motorbike or bicycle in your blind spot. The system works when overtaking a slower vehicle or when overtaken by a faster vehicle. This intelligent feature operates from speeds as low as 8mph right up to the National Speed Limit.

Active Blind Spot Detection (ABSD): (linked to safety and safety plus pack, must be ordered in conjunction with City Park option pack)

Utilising the windscreen mounted camera included with the safety packs, new PEUGEOT 308 can also be specified with Active Blind Spot Detection. ABSD offers the benefits of regular blind spot monitoring but also features a trajectory correction system in partnership with Active Lane Keeping Assistance. The trajectory correction is applied to the steering if a line is crossed even when the turn indicator is enabled, to try and avoid a collision with an obstacle not detected by the



Adaptive Cruise Control (ACC Stop / ACC30)

Adaptive Cruise Control with Stop (ACC Stop): Optional on selected automatic versions

Controlled via a radar mounted at the front of the vehicle with a range of up to 150 metres, the ACC Stop system provides two key functions:

- Automatic maintenance of the vehicles speed, at the value set by the driver.
- Automatic maintenance of a set distance between PEUGEOT 308 and the vehicle in front, slowing the vehicle to a stop if required.

The system detects a vehicle driving in front in the same direction and can automatically adapt the vehicle's speed to that of the vehicle in front. This occurs using engine braking and the braking system (in which case the brake lights are lit) to maintain a constant distance.

If the vehicle in front has slowed to a stop, PEUGEOT 308 will also be brought to a stop by the ACC Stop system, if after this no response is received from the driver, the electric parking brake is automatically applied.

Adaptive Cruise Control with Speed Reduction to 30km/h (ACC 30): Optional on selected manual versions

ACC30 works in the same way as ACC Stop to regulate speed and distance. ACC30 can slow PEUGEOT 308 to a speed of 30km/h, at which point driver input is required to prevent stalling.



PEUGEOT Connect SOS and Assistance

PEUGEOT Connect SOS & Assistance:

A vehicle locating communication unit, this feature can be used manually (dedicated SOS button on the console) or automatically (if pyrotechnic devices are deployed). It locates the vehicle precisely and triggers the sending of the appropriate emergency services for a rapid response.

PEUGEOT are the pioneers of this technology, since launching in 2003 PEUGEOT Connect SOS & Assistance has assisted over 7,000 individuals. The system is subscription free with no additional charges and uses a GPS module and SIM card (built in to the system).

Optional on Active and Allure models, standard from GT Line upwards.

Lane Keeping Technologies

Lane Keeping Technologies:

Linked to the safety and safety plus option packs, PEUGEOT 308 is always one step ahead. Featuring advanced lane keeping technology, the vehicle is able to identify lines on the road via a windscreen mounted camera. The technology operates in the following ways:

Lane Departure Warning: a system that monitors continuous and discontinuous lines and warns the driver if a longitudinal lane marking on the ground is accidentally crossed. If steering deviation is detected, you are alerted by a flashing indicator on the digital instrument panel and an audible signal in the cabin.

Active Lane Keeping Assistance: in addition to visually and audibly alerting the driver, PEUGEOT 308 also features LKA. As soon as the system identifies a risk of accidentally crossing one of the marking lines detected on the ground, the steering is gradually corrected to keep the vehicle in lane, at speeds of over 40mph.



Speed Limit Recognition

Speed Limit Recognition and Recommendation:

Linked to the safety and safety plus option packs. Using the windscreen mounted camera, PEUGEOT 308 features speed limit sign recognition, leaving you in no doubt over the speed limit. Upon detecting a speed limit sign this information is read by the camera and displayed in colour on the head-up instrument panel.

In addition to been made aware of the speed the driver also has the option to adapt their speed to the speed limit on the particular road via the vehicles cruise control stalk. The vehicle will then adjust its speed accordingly.



PEUGEOT Smartbeam Assistance

PEUGEOT Smartbeam Assistance:

Linked to the safety and safety plus option packs, PEUGEOT Smartbeam Assistance gives you one less thing to think about when driving at night. Controlled via a windscreen mounted camera, the system continuously analyses driving conditions, for instance the proximity of other vehicles.

PEUGEOT Smartbeam Assistance automatically switches headlamps to full beam when conditions allow, allowing you to tap into the full potential of the full LED headlamps* that offer uniform lighting to reduce eye fatigue, increasing driver comfort.

* Standard on PEUGEOT 308 GT Line models upwards



Driver Attention Alert

Driver Attention Alert:

Linked to the safety and safety plus option packs, to help you stay sharp and alert behind the wheel, PEUGEOT 308 features an advanced driver alert system for added safety on the road, comprising:

Driver Attention Alert 3 (DAA3):

it is important to take frequent breaks when travelling over long distances, to better guarantee your safety and the safety of those around you. PEUGEOT 308 features a timed alert system that operates at speeds in excess of 40mph, after two hours of driving a message is displayed recommending that you take a break.

In addition to a timed alert and controlled by a camera at the top of the windscreen designed to analyse the vehicles trajectory, DAA3 evaluates the vigilance of the driver at speeds of over 40mph.

By identifying deviations relative to the road markings PEUGEOT 308 is able to determine whether the vehicle's behaviour reflects a certain degree of driver drowsiness or inattention. If it is felt that the driver needs to take better care on the road a visual and audible alert will occur. If more than three instances occur, the driver will be advised to take a break.



Connected 3D Navigation*

Satellite Navigation: (Standard from Active onwards)

Linked to the 9.7" capacitive colour touch screen, the system includes European mapping, 3D city mapping and voice recognition.

The system also includes a 3 year subscription* to PEUGEOT Connect allowing a connection to online navigation services (in partnership with TomTom®). Key features of PEUGEOT Connect include:

- **TomTom® Traffic:** Real-time updates on traffic conditions (traffic jams, road works) and suggested alternative routes.
- **Local Weather:** Displays forecasted weather conditions along the route.
- **Fuel Stations:** Displays nearby fuel stations and pricing.
- **Local search:** Access address and contact detail information for a point of interest.

Please note, Active and Allure versions require a continual smartphone data connection to access TomTom® services. *Additional terms & conditions apply to connected services, including customer acceptance of location sharing prior to activation. *Subject to subscription – after you have taken

Mirror Screen®

Mirror Screen®: (Standard from Active onwards)

Allows the mirroring of a compatible smartphone screen to access the key functionality on the handset. Once paired functions are displayed on the 9.7" capacitive colour touchscreen. System features vary by provider/phone and can include navigation, text display, text reading, media functionality voice control. Mirror Screen® uses the following systems:

- **Apple CarPlay™**
- **Android Auto**
- **MirrorLink®**

*Please consult peugeot.co.uk for a list of enabled Android phones - compatibility is based on the phone providers' original operating system. CarPlay® is compatible with iPhone 5/5c/5s, iPhone SE and iPhone 6/6 Plus/6s/6s Plus.



Colour Reversing Camera

Colour Reversing Camera: (Standard from GT Line onwards)

A camera located on the rear of the vehicle is linked to the 9.7" capacitive colour touchscreen. Offering increased visibility when reversing, you'll never look back:

A rear grid offers a clear view of obstructions to the rear of the vehicle coupled with grid lines oriented to the positioning of the steering wheel, offering perspective for distances of one and two metres respectively from the rear bumper.

City Park

City Park Pack: Includes **Blind Spot Monitoring** (Optional)

City Park: This system provides active assistance for parking by detecting a parking space and then operating the steering system to park in this space. During a parking manoeuvre the vehicle operates the steering whilst the driver manages the pedals and gearbox control. During the entry and exit from a space the system provides visual and audible information to improve the safety of the manoeuvre. The system works with both parallel and bay parking.

Blind Spot Monitoring: also comes with the City park pack, this technology provides information to the driver during a journey, on the presence of a vehicle or motorcycle in the blind spot by means of four sensors mounted in the front and rear bumpers, if a vehicle is detected the driver is informed through the illumination of the LED light located in the door mirrors.



Denon™ HIFI Speaker System

Denon™ HIFI Speaker System: (Optional from GT onwards)

Known throughout the world for their patented innovations and unique sound signature, PEUGEOT 308 can be specified with a bespoke Denon™ audio system, for the ultimate in-car acoustic experience. The system comes equipped a host of loudspeakers comprising the following:

- 4 soft-dome tweeters with resonance chambers.
- 4 CosCone™ woofers with high sensitivity and large excursion
- 1 subwoofer box with 100W driver
- 1 full digital Class D-Amplifier with 8 channels, advanced road noise & distortion management, 2 effective sound presets (sound distribution) for different vehicle occupations (driver, passengers)
- 500w total output

Enjoy the perfect soundtrack on every journey with PEUGEOT 308 and Denon™.



PEUGEOT Open and Go

PEUGEOT Open and Go: (Standard on GT and GTi versions)

Using sensors mounted in the front door handles, PEUGEOT 308 can be opened without removing the key from your pocket or bag, simply grab the handle and the vehicle will automatically unlock. Once inside a simple press of the stop start button is all that is required.

Panoramic Fixed Cielo Glass Roof

Panoramic Fixed Cielo Glass Roof: (Standard on Allure, GT Line and GT versions)

Enjoy the world outside with PEUGEOT 308. Measuring 1.44m² on hatchback models and 1.69m² on SW models, this large fixed panel glass roof bathes the cabin in natural light.

An electric roller blind is also included, in either light grey or tramontane black, dependent on level. If the sunshine is too bright the electric blind is able to filter out 95% of natural light.



Full LED Headlights

Full LED Headlights: (Standard from GT Line onwards)

Full LED Headlights: Light Emitting Diode (LED) technology remains a rare feature in the car industry, with PEUGEOT 308 however this is not the case. Full LED headlights feature from GT Line, allowing you to enjoy the following benefits:

- LED technology consumes considerably less energy to produce light, 50% less than halogen and 35% less than xenon technologies.
- LED technology offers a whiter light for improved visibility at night, the light is also more similar to daylight, leading to reduced driver eye fatigue, improving safety.
- LED technology requires no warm up time with instantaneous lighting response when compared to conventional halogen technologies.
- LED technology will last for the life of the car, compared to halogen technology with much shorter life expectancy.
- LED technology offers a very striking visual signature that perfectly complements the sharp exterior design of PEUGEOT 308.

For an additional dose of style, in conjunction with full LED headlights, PEUGEOT 308 features LED sequential scrolling front indicators, that glide outwards when signalling.

To complement LED technology used in the headlights, all PEUGEOT 308 models feature this technology in the signature design rear LED PEUGEOT signature 'Claw Effect' lights (hatch only) (with daylight function). In addition GT Line and GT models feature LED fog lights for increased visibility in poor driving conditions.



1. Visibility with halogen technology.



2. Visibility with full LED technology.



PEUGEOT Signature 'Claw Effect' lights (inspired by the iconic PEUGEOT 504 Coupe and Cabriolet)

Practicality (SW Versions)

Practicality: PEUGEOT 308 SW features the largest load space in its class. The boot area level with the retractable parcel shelf in place boasts up to 660 litres, this extends up to an impressive 1775 litres with the rear seats folded flat, loaded to the roof.

"Magic Flat" Rear Seats: Offer 2/3 1/3 split fold functionality, when lowered, the rear seats lie flat to optimise loading. Lowering the seats couldn't be easier, simply pull the handles located in the boot area, a particularly useful feature when loading items in tighter spaces, as there is no need to open the rear doors to lower the seats.

Retractable Tonneau Cover: A cover that can be pulled across to conceal items in the boot, retracted to allow for greater access, or removed all together for optimised load space with the seats folded. For added flexibility the tonneau cover can be stored with ease under the boot floor in a designated space.

Boot Sill Height: The design of PEUGEOT 308 SW incorporates one of the lowest boot sills in the class. The unladen height is just 61cm, this allows easier loading and unloading of bulky or heavy items whilst also providing easier access for pets.

Aluminium Boot Rails: For additional security on the move, boot rails, complete with adjustable tethering hooks can be used to prevent items moving. (Optional on Allure models, standard on GT Line & GT models)



Rear seats in place with tonneau cover retracted, offering up to 810 litres of space



'Magic Flat' 2/3 1/3 seats



Rear seats folded with tonneau cover retracted, offering up to 1775 litres of space



Low boot sill for easier loading



'Magic Flat' rear seat release switch



Aluminium Boot Rails with accessory boot retainer (available at extra cost)

8 - Speed Efficient Automatic Transmission (EAT8)

8 - Speed Efficient Automatic Transmission (EAT8):

Our latest gearbox innovation in partnership with Aisin, featuring 8 gears for optimum driving pleasure, EAT8 offers:

- Up to a 5% reduction in fuel consumption as a result of optimised gearing
- Hyper progressive and linear with seamless changes for conquering the open road
- Optimised safety, gearbox automatically reverts to park 'P' upon switching off vehicle ignition.
- Reduced weight, through carefully selected materials, EAT8 offers weight saving of 6kg vs. EAT6

EAT8 is also controlled via the stylish new electric impulse control, beautifully designed, the compact selector perfectly complements the stylish design of the PEUGEOT i-Cockpit®.

EAT8 can also be controlled via the steering column mounted paddles.



BlueHDI Diesel Engine Technology

BlueHDI Diesel Engine Technology:

BlueHDI is the name given to PEUGEOT's latest generation of diesel engines. The result of a world-famous diesel heritage plus innovation and engineering excellence developed on the race track of Le Mans, BlueHDI complies with Euro 6.2 emission standards, to deliver exceptional fuel economy and CO₂ emissions alongside a driving experience rich in power and performance.

This excellence that has been developed and honed has led to our latest development in diesel engine technology:

- 1.5L BlueHDI 130 S&S

The new BlueHDI 130 makes its debut in the PEUGEOT 308 range offering a host of innovations and benefits:

- Stronger performance from a smaller engine
- Improvements in fuel consumption
- Improved practicality, with dedicated AdBlue® filler under the fuel cap.



Model shown is PEUGEOT 308 GT Line hatchback with optional Pearlescent White paint.

PEUGEOT 308 Range: Options

Standard	●									
Optional	○									
Unavailable	-									

	ACTIVE	ALLURE	TECH EDITION	GT LINE	GT	GTI	Basic RRP £ Excluding VAT	VAT @ 20%	Total RRP £ Including VAT
--	--------	--------	--------------	---------	----	-----	---------------------------	-----------	---------------------------

PAINT

Metallic paint	MO..	○	○	○	○	○	454.17	90.83	545.00
Pearlescent paint / Special paint	M6../M5..	○	○	○	○	○	579.17	115.83	695.00
White point	P0..	○	○	○	-	-	229.17	45.83	275.00

SAFETY AND SECURITY

Drive Assist Pack: (ACC Stop (Adaptive Cruise Control) + Automatic Emergency Braking (AEBS2), Only in conjunction with an automatic gearbox.	ZV42	-	-	-	○	○	333.33	66.67	400.00
Drive Assist Pack: (ACC 30 (Adaptive Cruise Control that can slow the vehicle to 30km/h) + Automatic Emergency Braking (AEBS2), (Not available with 1.6L BlueHdi 100 S&S) Only in conjunction with a manual gearbox.	ZV42	-	-	-	○	-	333.33	66.67	400.00
Safety Pack: (includes Driver Attention Alert DAA3, PEUGEOT Smartbeam Assistance, speed limit recognition and recommendation and active lane keeping assistance), (When paired with City Park option 'UB08', Active Blind Spot Detection is also included)	ZV47	-	-	-	○	○	416.67	83.33	500.00
PEUGEOT Connect SOS and Assistance	YR07	○	○	●	●	●	208.33	41.67	250.00
Safety Plus Pack (includes, Automatic Emergency Braking VAEB, Driver Attention Alert DAA3, PEUGEOT Smartbeam Assistance, speed limit recognition and recommendation and Active Lane Keeping Assistance) Cannot be ordered in conjunction with option ZV47. (When paired with City Park option 'UB08', Active Blind Spot Detection is also included)	ZVDG	-	-	-	○	○	666.67	133.33	800.00
Safety Pack + Drive Assist Pack includes all of the contents of the Safety Pack (ZV47) and Drive Assist Pack (ZV42) Not available with 1.5L BlueHdi 100 S&S)	ZV49	-	-	●	○	○	750.00	150.00	900.00

COMFORT AND CONVENIENCE

Aluminium boot rails (includes adjustable tethering points) (SW only)	SP13	-	○	○	●	●	83.33	16.67	100.00
Boot load restraining net (SW only)	NM01	○	○	○	○	○	125.00	25.00	150.00
City Park enhanced parking assistance system with blind spot monitoring (includes parallel and bay parking functionality) *When paired with Safety Pack 'ZV47', Safety Plus Pack 'ZV44' and ZV49. Blind spot monitoring changes to Active Blind Spot Detection*	UB08	-	-	●	○	○	333.33	66.67	400.00
Driver Sport Pack	QM02	-	-	○	○	●	308.33	61.67	370.00
Electric parking brake (includes hill assist), standard with EAT8 automatic gearbox on Active trim level	FH05	-	●	●	●	●	166.67	33.33	200.00
PEUGEOT Open and Go system (keyless entry with start/stop button) and USB charger at the back	YD01	-	○	○	○	●	291.67	58.33	350.00
Power folding door mirrors (includes courtesy approach lights)	HU13	-	●	●	●	●	83.33	16.67	100.00
Visio Park 1: 180° Colour reversing camera	QK02	-	○	●	●	●	166.67	33.33	200.00

INTERIOR FEATURES

Black Mistral leather sports style heated front seats with seat back pockets, massage function and electric lumbar adjustment. Leather rear seats with arm rest and ski flap.	8DFX	-	○	-	-	-	1,250.00	250.00	1,500.00
Black Mistral (with red stitching) leather sports style heated front seats with seat back pockets, massage function and electric lumbar adjustment. Leather rear seats with arm rest and ski flap	8DFJ	-	-	-	○	○	1,000.00	200.00	1,200.00

IN CAR ENTERTAINMENT

CD Player	WLF6	○	○	○	○	○	100.00	20.00	120.00
Denon™ premium HIFI speaker system (Bespoke 500W speaker system comprising 9 x loudspeakers and a digital amplifier) *Please note this option enforces puncture repair kit on GT versions*	UN01	-	-	-	-	○	383.33	76.67	460.00
TomTom Live services subscription – 3 years (require continual smartphone data connection on Active and Allure)***^	N/A	●	●	●	●	●	0.00	0.00	0.00
TomTom Live services subscription – 1 year extension (4 years total)***^	N/A	○	○	○	○	○	45.83	9.17	55.00
TomTom Live services subscription – 3 year extension (6 years total)***^	N/A	○	○	○	○	○	104.17	20.83	125.00
SpeedCam / Danger Zones subscription – 1 year***^	N/A	○	○	○	○	○	57.50	11.50	69.00
SpeedCam / Danger Zones subscription – 3 years***^	N/A	○	○	○	○	○	115.83	23.17	139.00

EXTERIOR FEATURES

Full size spare wheel (only available on hatchback, 85 litre reduced boot volume)	ZH4A/ ZH2S/ ZH6H	○	○	○	○	○	83.33	16.67	100.00
Panoramic fixed cielo glass roof with electric interior blind (unavailable with Coupe Franche paint option on GTI)	OK01	-	●	●	●	●	416.67	83.33	500.00
Tow bar: detachable without tools, includes TSM (Trailer Sway Mitigation system) (13 pin plug)	D336	○	○	○	○	○	458.33	91.67	550.00
Black Pack : - 18" 'Saphir Black' two tone diamond cut and dark tinted varnish alloy wheels - Black window surround - Radiator grille : Gloss black chequered with gloss black edge trim and black 'PEUGEOT' lettering - Peugeot badge and lettering in Dark chrome - Black roof bars on SW	ZHML	-	-	-	-	○	325.00	65.00	390.00

EXTERIOR LIGHTING AND VISIBILITY

Full LED headlights (includes LED fog lights and sequential LED indicator and sports front bumper)**	LA05	-	○	○	●	●	708.33	141.67	850.00
--	------	---	---	---	---	---	--------	--------	--------

*Please refer to technical specification page for impact on CO₂ and MPG performance.
 **Where option LA05 is specified on Allure versions, please refer to technical pages for impact on CO₂ and MPG performance.
 ***Additional terms and conditions apply to connected services, including customer acceptance of location sharing prior to activation.
 ^Subject to subscription – after you have taken delivery of your vehicle, please subscribe on: <https://services-store.peugeot.co.uk/>

PEUGEOT 308 Range: Equipment

Standard	●
Optional	○
Unavailable	-

	ACTIVE	ALLURE	TECH EDITION	GT LINE	GT	GTI
BODYSTYLE						
5 Door Hatchback	●	●	●	●	●	●
5 Door SW	●	●	●	●	●	-
SAFETY AND SECURITY						
ABS (Anti-lock Braking System) with EBD (Electronic Braking Distribution) and EBA (Emergency Braking Assistance)	●	●	●	●	●	●
Airbags: Adaptive driver and front passenger airbags (includes passenger airbag deactivation function)	●	●	●	●	●	●
Airbags: Driver and front passenger side airbag	●	●	●	●	●	●
Airbags: Front and rear curtain airbags	●	●	●	●	●	●
Alarm (Thatcham category one approved)	●	●	●	●	●	●
Automatic door locking when moving off	●	●	●	●	●	●
Automatic hazard light activation upon heavy brake application	●	●	●	●	●	●
Child locking functionality on rear doors	●	●	●	●	●	●
Deadlocking	●	●	●	●	●	●
Electronic code immobiliser	●	●	●	●	●	●
ESP (Electronic Stability Program)	●	●	●	●	●	●
Exterior temperature indicator with ice warning	●	●	●	●	●	●
Front optimised safety headrests and rear retractable headrests (x3), height-adjustable.	●	●	●	●	●	●
Front three-point retractable seatbelts, with force limiters	●	●	●	●	●	●
Front and rear disc brakes	●	●	●	●	●	●
Gear Shift Indicator	●	●	●	●	●	●
Headlights left on audible warning	●	●	●	●	●	●
Isofix child seat fittings (x2) in the outer rear seats	●	●	●	●	●	●
PEUGEOT Connect SOS and Assistance	○	○	●	●	●	●
Programmable cruise control and speed limiter	●	●	●	●	●	●
Rear three-point retractable seatbelts (x3), with force limiters in the outer rear seats	●	●	●	●	●	●
Seatbelt not fastened audible and visual alert for front seats	●	●	●	●	●	●
Seatbelt unfastened on the move audible and visual alert for front and rear seats	●	●	●	●	●	●
Seatbelt unfastened warning display	●	●	●	●	●	●
Self-levelling headlights (linked to full LED headlight option)	-	○	-	●	●	●
Steel space saver spare wheel	●	●	●	●	●	-
Tyre pressure sensors	●	●	●	●	●	●
COMFORT AND CONVENIENCE						
Air conditioning (manual)	-	-	-	-	-	-
Automatic dual zone climate control	●	●	●	●	●	●
Central front armrest with height and longitudinal adjustment	●	●	●	●	●	●
Dark tinted rear side and tailgate windows	-	-	●	●	●	●
Electric and heated door mirrors	●	●	●	●	●	●
Electric parking brake (includes hill assist), standard with automatic gearbox on Active trim level	-	●	●	●	●	●
Electric power steering with reach- and rake-adjustable steering column	●	●	●	●	●	●
Front central console with cup-holder	●	●	●	●	●	●
Front interior light with reading spotlights (x2) and rear interior light with timer	●	●	●	●	●	●
Front windscreen wiper with multi-speed setting	●	●	●	●	●	●
Grab handles (x4), retractable, damped	●	●	●	●	●	●
Heated rear windscreen	●	●	●	●	●	●
Illuminated vanity mirrors	●	●	●	●	●	●
Map pockets on front seat backs	●	●	●	●	●	●

Multifunction trip computer	●	●	●	●	●	●
One-touch electric front and rear windows with pinch protection	●	●	●	●	●	●
Parking sensors - rear	●	●	●	●	●	●
Parking sensors - front and rear	-	●	●	●	●	●
PEUGEOT i-Cockpit®	●	●	●	●	●	●
PEUGEOT i-Cockpit®: compact multi-function steering wheel	●	●	●	●	●	●
PEUGEOT i-Cockpit®: Head-up instrument panel	●	●	●	●	●	●
PEUGEOT i-Cockpit®: 9.7" capacitive touchscreen	●	●	●	●	●	●
PEUGEOT Open and Go (keyless entry and push button start) and USB charger at the back	-	○	○	○	●	●
Power folding door mirrors	-	●	●	●	●	●
Rear armrest with ski flap and two cup holders	-	●	●	●	●	●
Rear coat hooks (x2)	●	●	●	●	●	●
Rear windscreen wiper triggered automatically in reverse gear	●	●	●	●	●	●
Remote central locking (two remotes)	●	●	●	●	●	●
Roof mounted antenna	●	●	●	●	●	●
1/3 – 2/3 folding rear seat. Hatch only	●	●	●	●	●	●
1/3 – 2/3 folding rear seat ("Magic Flat" modularity with controls accessible from the boot). SW only	●	●	●	●	●	-
Colour reversing camera	-	○	●	●	●	●

	ACTIVE	ALLURE	TECH EDITION	GT LINE	GT	GTI
INTERIOR FEATURES						
Aluminium style pedals and door sills	-	-	●	●	●	●
Door armrests and fascia panels trimmed in Mistral fabric	●	●	●	-	-	-
Door armrests and fascia panels trimmed in Mistral leather effect trim with red stitch detail	-	-	-	●	●	●
Driver Sport Pack	-	-	○	○	●	●
Fixing rings (x4), in load area	●	●	●	●	●	●
Gear lever - automatic in black leather effect and satin chrome (EAT6)	●	●	-	-	-	-
Gear lever - automatic in gloss black and satin chrome (EAT8) - linked to the steering column mounted paddles	●	●	●	●	●	-
Gear lever - manual in black (5 speed gearbox) or satin chrome (6 speed gearbox)	●	●	●	●	●	●
Front armrest and gear lever gaiter with red contrast stitching	-	-	-	●	●	●
Mistral floor mats with red contrast stitching	-	-	-	●	●	●
Mistral full-grain leather steering wheel with stitch detail	●	●	●	-	-	-
Mistral full-grain leather steering wheel with red stitch detail	-	-	-	●	-	-
Mistral full-grain leather steering wheel with red stitch detail and 'GT' emblem	-	-	-	-	●	-
Mistral full-grain leather steering wheel with red stitch detail, 'GTI' emblem and red centering mark	-	-	-	-	-	●
Roof lining - light grey	●	●	●	-	-	-
Roof lining - Tramontane black	-	-	-	●	●	●
Satin chrome dashboard trim	●	●	●	●	●	●
Satin chrome interior door handles	●	●	●	●	●	●
Seating: 'Comfort' front seats	●	-	-	-	-	-
Seating: 'Sports style' front seats with elongated cushion bases and increased side support	-	●	●	●	●	-
Seating: GTI bucket seat with PEUGEOT Sport branding	-	-	-	-	-	●
Seating: driver and front passenger seat height adjustment	●	●	●	●	●	●
Seating: driver and front passenger seat manual adjustment (longitudinal and back rest angle)	●	●	●	●	●	●
Seating: driver and front passenger seat massage function (with two intensity settings)	-	○	-	○	○	●
Seating: driver seat lumbar adjustment	●	●	●	●	●	●
Seating: front passenger seat lumbar adjustment	-	-	-	●	●	●

PEUGEOT 308 Range: Equipment

Standard	●
Optional	○
Unavailable	-

	ACTIVE	ALLURE	TECH EDITION	GT LINE	GT	GTI
Seating trim: Mistral 'Metax' cloth seat trim with over stitch detail	●	-	-	-	-	-
Seating trim: Mistral 'Oxford' leather effect and cloth seat trim with over stitch detail	-	●	-	-	-	-
Seating trim: Alcantara® seats with double over stitch details in orange and Tech Edition blue	-	-	●	-	-	-
Seating trim: Mistral 'Oxford Red' leather effect and cloth seat trim with red over stitch detail	-	-	-	●	-	-
Seating trim: Alcantara®, cloth and leather effect seat trim with red over stitch detail	-	-	-	-	●	-
Seating trim: PEUGEOT Sport branded Alcantara® and leather effect seat trim with red over stitch detail	-	-	-	-	-	●
Tonneau cover - retractable with dedicated storage under boot floor (SW only)	●	●	●	●	●	-
3.5" 'GT' instrument panel display	-	-	-	-	●	-
3.5" 'GTI' instrument panel display	-	-	-	-	-	●
IN CAR ENTERTAINMENT						
Bluetooth® telephone facility	●	●	●	●	●	●
DAB Radio (Digital Audio Broadcasting)	●	●	●	●	●	●
Mirror Screen®: (Apple CarPlay™ , Android Auto and MirrorLink®)	●	●	●	●	●	●
USB Socket	●	●	●	●	●	●
Voice recognition (radio, navigation and telephony features)	●	●	●	●	●	●
Connected 3D Navigation: includes TomTom® Live updates (3 year subscription)*^	●	●	●	●	●	●
6-Speaker radio, MP3 compatible	●	●	●	●	●	●
12 V socket	●	●	●	●	●	●
EXTERIOR FEATURES						
Aluminium longitudinal roof bars (SW only)	-	●	●	●	●	●
Aluminium door sill finishers	-	-	-	●	●	-
Aluminium 'GTI' door sill finishers	-	-	-	-	-	●
Body-colour exterior door handles	●	●	●	●	●	●
Door mirror shells: body colour	●	●	●	-	-	-
Door mirror shells: Nera black	-	-	-	●	●	●
Fuel filler cap with dedicated AdBlue inlet (diesel versions only)	●	●	●	●	●	-
'GT Line' emblems (front wings and tailgate)	-	-	-	●	-	-
'GT' emblems (front wings and tailgate)	-	-	-	-	●	-
'GTI' emblems (front wings and tailgate)	-	-	-	-	-	●
Large twin exhaust and black rear diffuser	-	-	-	-	-	●
Lowered ride height (7mm at front and 10mm at rear)	-	-	-	-	●	-
Lowered ride height 11mm (vs. standard ride height)	-	-	-	-	-	●
Panoramic fixed cielo glass roof (includes electric interior blind). (not GTi)	-	●	●	●	●	○
Radiator grille: chrome edge trim and with black central detail	●	-	-	-	-	-
Radiator grille: chrome edge trim and with chrome central detail	-	●	●	-	-	-
Radiator grille: chequered with chrome edge trim and red 'PEUGEOT' lettering	-	-	-	●	●	-
Radiator grille: gloss black chequered with gloss black edge trim and red 'PEUGEOT' lettering	-	-	-	-	-	●
Red painted PEUGEOT Sport brake calipers with 380mm front discs	-	-	-	-	-	●
Side window trim: black rubber	●	-	-	-	-	-
Side window trim: chrome	-	●	●	●	●	●
Sports front bumper design (linked to LED headlight option, LA05 + PR05 on Allure)	-	○	○	●	-	-
Sports front bumper design with black lower bumper finisher (GTI Ultimate Red or Ultimate Red Coupe Franche only)	-	-	-	-	●	●
Sports front bumper design with red lower bumper finisher (GTI non Ultimate Red or Ultimate Red Coupe Franche only)	-	-	-	-	-	●
Sports side skirt design	-	-	-	●	●	●
Torsen® limited-slip differential	-	-	-	-	-	●

*Additional terms & conditions apply to connected services, including customer acceptance of location sharing prior to activation.

**Where LED headlights are specified on Allure, please refer to technical pages for impact on CO2 and MPG performance.

*** Linked to full LED headlights option

^Subject to subscription – after you have taken delivery of your vehicle, please subscribe on: <https://services-store.peugeot.co.uk/>

	ACTIVE	ALLURE	TECH EDITION	GT LINE	GT	GTI
Twin exhaust effect trim	-	-	-	●	●	-
16" 'Quartz' alloy wheels	●	-	-	-	-	-
17" 'Rubis' diamond cut alloy wheels	-	●	●	●	-	-
18" 'Diamant' two tone finish diamond cut alloy wheels	-	-	-	-	●	-
19" 'Carbone' two tone finish diamond cut alloy wheels	-	-	-	-	-	●
EXTERIOR LIGHTING AND VISIBILITY						
Full LED headlights**	-	○	○	●	●	●
Halogen fog lights	○	●	●	-	-	-
Halogen headlights	●	●	●	-	-	-
LED daytime running lights built into the headlamp unit	●	●	●	●	●	●
LED fog lights***	-	○	○	●	●	-
LED sequential scrolling front indicators***	-	○	○	●	●	●
Rear number plate lights (x2)	●	●	●	●	●	●
Rear LED PEUGEOT signature 'Claw Effect' lights (hatch only) (with daylight running function)	●	●	●	●	●	●
Side indicator lights integrated into door mirrors	●	●	●	●	●	●
Visibility pack: automatic lights	●	●	●	●	●	●
Visibility pack: automatic windscreen wipers	●	●	●	●	●	●
Visibility pack: electrochrome rear view mirror (auto dimming)	●	●	●	●	●	●
Visibility pack: 'follow me home headlamps'	●	●	●	●	●	●



Model shown is PEUGEOT 308 SW GT Line with optional Pearlescent White paint.

		ACTIVE	ALLURE		TECH EDITION	GT LINE		GT		GTi
Upholstery		Mistral 'Metax' cloth seat trim with overstitch detail	Mistral 'Oxford' leather effect and cloth seat trim with overstitch detail	Black Mistral leather trim with overstitch detail	Alcantara® seats with double topstitching orange and Tech edition blue	Mistral 'Oxford Red' leather effect and cloth seat trim with red overstitch detail	Black Mistral leather trim with red overstitch detail	Alcantara®, cloth and leather effect seat trim with red overstitch detail	Black Mistral leather trim with red overstitch detail	PEUGEOT Sport branded Alcantara® and leather effect seat trim with red overstitch detail
Carpets / Roof-lining		Mistral black / light grey	Mistral black / light grey		Mistral black / light grey	Mistral black / Tramontane black		Mistral black / Tramontane black		Mistral black / light grey
SOLID PAINT										
Hurricane Grey	P09G	●	●	○	●	●	○	●	○	●
Bianca White	P0WP	○	○	○	○	-	-	-	-	-
METALLIC PAINT										
Cumulus Grey	M0F4	○	○	○	○	○	○	○	○	○
Nimbus Grey	M0VL	○	○	○	○	-	-	-	-	-
Twilight Blue	M0KU	○	○	○	○	-	-	-	-	-
Nera Black	M09V	○	○	○	○	○	○	○	○	○
Magnetic Blue	M0EG	-	○	○	○	○	○	○	○	○
PEARLESCENT PAINT / SPECIAL PAINT										
Ultimate Red	M5F3	○	○	○	○	○	○	○	○	○
Pearlescent White	M6N9	○	○	○	○	○	○	○	○	○



Hurricane Grey



Bianca White



Cumulus Grey



Nimbus Grey



Twilight Blue



Nera Black



Magnetic Blue



Ultimate Red



Pearlescent White

PEUGEOT 308 Range: Upholstery Options

	ACTIVE	ALLURE	TECH EDITION	GT LINE	GT	GTi			
Upholstery	Mistral 'Metax' cloth seat trim with overstitch detail	Mistral 'Oxford' leather effect and cloth seat trim with overstitch detail	Black Mistral leather trim with overstitch detail	Alcantara® seats with double overtitch details in orange and Tech Edition blue	Mistral 'Oxford Red' leather effect and cloth seat trim with red overstitch detail	Black Mistral leather trim with red overstitch detail	Alcantara®, cloth and leather effect seat trim with red overstitch detail	Black Mistral leather trim with red overstitch detail	PEUGEOT Sport branded Alcantara® and leather effect seat trim with red overstitch detail
Trim Code	67FX	66FX	8DFX	AYFH	ONFJ	8DFJ	1UFJ	8DFJ	OJFJ
Seat Trim Availability	●	●	○	●	●	○	●	○	●



Mistral 'Metax' cloth

Mistral 'Oxford' leather effect and cloth

Black Mistral leather

Alcantara® seats with double overtitch details in orange and Tech edition blue

Mistral 'Oxford Red' leather effect and cloth

Black Mistral leather with red overstitch

Alcantara®, cloth and leather effect

PS Alcantara® and leather effect

PEUGEOT 308 Range: Alloy Wheel Options

	Active	Allure	Tech Edition	GT Line	GT	GTi
16" 'Quartz' alloy wheels	●	-	-	-	-	-
17" 'Rubis' diamond cut alloy wheels	-	●	●	●	-	-
18" 'Diamant' two tone finish diamond cut alloy wheels	-	-	-	-	●	-
18" 'Saphir Black' two tone diamond cut and dark tinted varnish alloy wheels (linked to Black Pack)	-	-	-	-	○	-
19" 'Carbone' two tone finish diamond cut alloy wheels	-	-	-	-	-	●



16" 'Quartz'

17" 'Rubis'

18" 'Saphir Black' with dark tinted varnish



18" 'Diamant'

19" 'Carbone'

PEUGEOT 308 Hatchback: Technical Specification

		Petrol					Diesel					
		1.2L PureTech 110 S65 6-speed manual	1.2L PureTech 130 S65 6-speed manual	1.2L PureTech 130 EAT8 S65 8-speed Efficient Automatic Transmission	1.6L PureTech 225 S65 8-speed Efficient Automatic Transmission	1.6L PureTech 260 S65 6-speed manual	1.5L BlueHDi 100 S65 6-speed manual	1.5L BlueHDi 130 S65 6-speed manual	1.5L BlueHDi 130 EAT8 S65 ^o 8-speed Efficient Automatic Transmission	1.5L BlueHDi 130 EAT6 S65 6-speed Efficient Automatic Transmission	2.0L BlueHDi 180 EAT8 S65 8-speed Efficient Automatic Transmission	
DRIVETRAIN	Fuel type	Petrol	Petrol	Petrol	Petrol	Petrol	Diesel	Diesel	Diesel	Diesel	Diesel	
	Stop and Start functionality	●	●	●	●	●	●	●	●	●	●	
	Cubic capacity (cc)	1199	1199	1199	1598	1598	1499	1499	1499	1499	1997	
	Maximum power hp (Kw)	110 (81) @5500	131 (96) @5500	131 (96) @5500	224 (165) @5500	262 (193) @6000	101 (75) @ 3500	131 (96) @ 3750	131 (96) @3750	131 (96) @3750	177 (130) @3750	
	Maximum torque lb/ft (Nm)	151 (205) @1750	170 (230) @1750	170 (230) @1750	210 (285) @1750	251 (340) @2100	184 (250) @ 1750	221 (300) @ 1750	221 (300) @ 1750	221 (300) @ 1750	295 (400) @ 2000	
	5 speed manual											
	6 speed manual	●	●			●	●	●				
	6 speed / 8 speed automatic			●	●				●	●	●	
BRAKES	Front and rear discs	●	●	●	●	●	●	●	●	●		
SUSPENSIONS AND TYRES	Front suspension	Pseudo MacPherson										
	Rear suspension	De-formable Crossmember										
	Size - 15" tyres	195/65R15H										
	Size - 16" tyres	205/55R16V										
	Size - 17" tyres	225/45R17V										
	Size - 18" tyres	225/40R18W										
	Size - 19" tyres	235/35R19 91Y										
	Spare wheel (space saver)	●	●	●	●	-	●	●	●	●	●	
FUEL	Capacity (litres)	53										
REGULATED EMISSIONS	Carbon monoxide (mg/km)	321.1	205.4	272.3	871.6	535.5	83.5	131.1	128.6	95.5	43.8	
	Total hydrocarbons (mg/km)	29.5	19	19.7	26.5	20.4	-	-	-	-	-	
	Nitrogen Oxides (mg/km)	21.9	24.4	29.4	42.8	36.9	70	42.1	35.7	17.4	20.1	
	Total Hydrocarbons + Nitrogen Oxides (mg/km)	-	-	-	-	-	93.2	62.1	56.5	40.2	23.4	
	Particulate Matter (mg/km)	0.36	0.14	0.21	1.08	0.29	0.29	0.68	0.67	0.68	0.18	
PERFORMANCE	Maximum speed (mph)	117	117	127	-	-	116	127	128	128	-	
	Acceleration 0-62 mph driver only (sec)	TBC	TBC	TBC	-	-	TBC	9.8	9.4	TBC	-	
FUEL CONSUMPTION INFORMATION	WLTP V. Low / V. High Fuel Consumption	Fuel Consumption: Low MPG (litres/100km).^	44.4 - 37.2 (6.4 - 7.6)	43.3 - 36.4 (6.5 - 7.8)	37.8 - 33.2 (7.5 - 8.5)	26.1 - 26.3 (10.8 - 10.8)	27.0 (10.4)	55.2 - 50.8 (5.1 - 5.6)	52.8 - 46.2 (5.3 - 6.1)	51.4 - 45.7 (5.5 - 6.2)	50.4 - 43.3 (5.6 - 6.5)	42.2 - 37.4 (6.7 - 7.5)
		Fuel Consumption: Medium MPG (litres/100km).^.	53.1 - 43.3 (5.3 - 6.5)	53.8 - 42.8 (5.2 - 6.6)	49.1 - 42.3 (5.8 - 6.7)	41.3 - 37.4 (6.8 - 7.5)	39.7 (7.1)	68.3 - 58.7 (4.1 - 4.8)	63.8 - 54.9 (4.4 - 5.1)	63.9 - 53.8 (4.4 - 5.3)	62.4 - 50.3 (4.5 - 5.6)	51.9 - 44.7 (5.4 - 6.3)
		Fuel Consumption: High MPG (litres/100km).^.	59.1 - 48.5 (4.8 - 5.8)	59.5 - 48.1 (4.8 - 5.9)	57.9 - 48.2 (4.9 - 5.9)	48.6 - 44.1 (5.8 - 6.4)	44.3 (6.4)	75.7 - 62.9 (3.7 - 4.5)	72.1 - 60.6 (3.9 - 4.7)	71.5 - 59.1 (4.0 - 4.8)	71.3 - 55.8 (4.0 - 5.1)	61.1 - 50.8 (4.6 - 5.6)
		Fuel Consumption: Extra-High MPG (litres/100km).^*	48.1 - 40.2 (5.9 - 7.0)	49.2 - 39.8 (5.7 - 7.1)	46.6 - 39.2 (6.1 - 7.2)	41.3 - 36.9 (6.8 - 7.7)	37.6 (7.5)	59 - 49 (4.8 - 5.8)	59.6 - 49.9 (4.7 - 5.7)	58.9 - 49.2 (4.8 - 5.7)	57.5 - 45.5 (4.9 - 6.2)	51.2 - 43.8 (5.5 - 6.5)
		Fuel Consumption: Combined MPG (litres/100km).^.	51.5 - 42.6 (5.5 - 6.6)	51.9 - 42.1 (5.4 - 6.7)	48.5 - 41.2 (5.8 - 6.9)	40.1 - 36.9 (7.0 - 7.7)	37.8 (7.5)	64.6 - 54.9 (4.4 - 5.1)	62.7 - 53.2 (4.5 - 5.3)	62.1 - 52.3 (4.6 - 5.4)	61.0 - 48.9 (4.6 - 5.8)	52.5 - 44.9 (5.4 - 6.3)
Carbon Dioxide (CO2) emissions (g/km)		98 - 108	100 - 108	106 - 114	133 - 137	148	91 - 100	92 - 100	94 - 103	99 - 110	110 - 122	
VEHICLE WEIGHT INFORMATION (KG)	Gross vehicle weight	1735	1745	1770	1815	1790	1785	1810	1840	1840	1930	
	Mass in service	1356	1356	1352	1382	1404	1356	1373	1394	1396	1494	
	Kerb weight	1203	1203	1205	1204	1315	1205	1180	1204	1205	1320	
	Gross train weight	3035	3045	2970	3215	1790	3080	3300	3240	3240	3520	
	Maximum braked trailer weight	1300	1300	1200	1400	0	1300	1500	1400	1400	1600	
	Maximum tow ball weight	75	75	75	75	0	75	75	75	75	75	
INSURANCE CODES	Active	TBC	TBC	TBC	-	-	17E	22E	-	TBC	-	
	Allure	TBC	TBC	TBC	-	-	-	22E	-	TBC	-	
	Tech edition	-	TBC	TBC	-	-	-	23E	23E	-	-	
	GT Line	-	TBC	TBC	-	-	-	23E	24E	-	-	
	GT	-	-	-	27E	-	-	-	-	-	29E	
	GTi	-	-	-	-	TBC	-	-	-	-	-	

^o Stock only on Active and Allure.

The fuel consumption you achieve, and CO2 produced, in real world conditions will depend upon a number of factors: including the accessories fitted (post registration), variations in weather, driving styles and vehicle load. There is a new test (WLTP^o) used to measure fuel consumption and CO2 figures. The CO2 figures shown are NEDC equivalent, calculated using EC correlation tool which converts WLTP figures to NEDC figures, however, these NEDCeq figures are based on the outgoing test cycle (NEDC^{**}) and will be used to calculate tax for first registration. Figures shown are for comparability purposes; you should only compare fuel consumption and CO2 figures with other vehicles tested using the same technical standard.

^oWLTP - Worldwide harmonized Light vehicles Test Procedure. ^{**}NEDC - New European Driving Cycle.

[^] 'LOW': Low speed city driving, representative of city centre driving, maximum 35mph.

^{^^} 'MEDIUM': Medium speed town driving, representative of town or suburban driving, maximum 50mph.

^{^^^} 'HIGH': High speed rural driving, representative of A-road or dual carriageway driving, maximum 60mph.

^{^^*} 'EXTRA HIGH': Extra High speed motorway driving, representative of a typical European motorway, maximum 81mph.

^{^^.} 'COMBINED': A mixed journey average of all elements

Figures quoted reflect a range of configurations (including non-UK market vehicles) and are subject to changes resulting from ongoing product development, range evolutions, testing and evaluations.

		Petrol				Diesel					
		1.2L PureTech 110 S65 6-speed manual	1.2L PureTech 130 S65 6-speed manual	1.2L PureTech 130 EAT8 S65 8-speed Efficient Automatic Transmission	1.6L PureTech 225 S65 8-speed Efficient Automatic Transmission	1.5L BlueHDi 100 S65 6-speed manual	1.5L BlueHDi 130 S65 6-speed manual	1.5L BlueHDi 130 EAT8 S65 8-speed Efficient Automatic Transmission	1.5L BlueHDi 130 EAT6 S65 6-speed Efficient Automatic Transmission	2.0L BlueHDi 180 EAT8 S65 8-speed Efficient Automatic Transmission	
DRIVETRAIN	Fuel type	Petrol	Petrol	Petrol	Petrol	Diesel	Diesel	Diesel	Diesel	Diesel	
	Stop and Start functionality	•	•	•	•	•	•	•	•	•	
	Cubic capacity (cc)	1199	1199	1199	1598	1499	1499	1499	1499	1997	
	Maximum power hp (Kw)	110 (81) @5500	131 (96) @5500	131 (96) @5500	224 (165) @5500	101 (75) @ 3500	131 (96) @ 3750	131 (96) @ 3750	131 (96) @ 3750	177 (130) @3750	
	Maximum torque lb/ft (Nm)	151 (205) @1750	170 (230) @1750	170 (230) @1750	210 (285) @1750	184 (250) @ 1750	221 (300) @ 1750	221 (300) @ 1750	221 (300) @ 1750	295 (400) @ 2000	
	5 speed manual										
	6 speed manual	•	•			•	•				
6 speed / 8 speed automatic			•	•			•	•	•		
BRAKES	Front and rear discs	•	•	•	•	•	•	•	•	•	
SUSPENSIONS AND TYRES	Front suspension	Pseudo MacPherson									
	Rear suspension	De-formable Crossmember									
	Size - 15" tyres	195/65R15H									
	Size - 16" tyres	205/55R16V									
	Size - 17" tyres	225/45R17V									
	Size - 18" tyres	225/40R18W									
	Spare wheel (space saver)	•	•	•	•	•	•	•	•	•	
FUEL	Capacity (litres)	53									
REGULATED EMISSIONS	Carbon monoxide (mg/km)	321.1	205.4	272.3	871.6	83.5	131.1	128.6	81.6	43.8	
	Total hydrocarbons (mg/km)	29.5	19	19.7	26.5	-	-	-	-	-	
	Nitrogen Oxides (mg/km)	21.9	24.4	29.4	42.8	70	42.1	35.7	24.4	20.1	
	Total Hydrocarbons + Nitrogen Oxides (mg/km)	-	-	-	-	93.2	62.1	56.5	46.1	23.4	
	Particulate Matter (mg/km)	0.36	0.14	0.21	1.08	0.29	0.68	0.67	0.68	0.18	
PERFORMANCE	Maximum speed (mph)	117	117	127	-	116	126	127	127	-	
	Acceleration 0-62 mph driver only (sec)	TBC	TBC	TBC	-	TBC	10	9.7	TBC	-	
FUEL CONSUMPTION INFORMATION	WLTP V. Low / V. High Fuel Consumption	Fuel Consumption: Low MPG (litres/100km).^	44.4 - 37.2 (6.4 - 7.6)	43.3 - 36.4 (6.5 - 7.8)	37.8 - 33.2 (7.5 - 8.5)	26.1 - 26.3 (10.8 - 10.8)	55.2 - 50.8 (5.1 - 5.6)	52.8 - 46.2 (5.3 - 6.1)	51.4 - 45.7 (5.5 - 6.2)	50.4 - 43.3 (5.6 - 6.5)	42.2 - 37.4 (6.7 - 7.5)
		Fuel Consumption: Medium MPG (litres/100km).^.	53.1 - 43.3 (5.3 - 6.5)	53.8 - 42.8 (5.2 - 6.6)	49.1 - 42.3 (5.8 - 6.7)	41.3 - 37.4 (6.8 - 7.5)	68.3 - 58.7 (4.1 - 4.8)	63.8 - 54.9 (4.4 - 5.1)	63.9 - 53.8 (4.4 - 5.3)	62.4 - 50.3 (4.5 - 5.6)	51.9 - 44.7 (5.4 - 6.3)
		Fuel Consumption: High MPG (litres/100km).^.	59.1 - 48.5 (4.8 - 5.8)	59.5 - 48.1 (4.8 - 5.9)	57.9 - 48.2 (4.9 - 5.9)	48.6 - 44.1 (5.8 - 6.4)	75.7 - 62.9 (3.7 - 4.5)	72.1 - 60.6 (3.9 - 4.7)	71.5 - 59.1 (4.0 - 4.8)	71.3 - 55.8 (4.0 - 5.1)	61.1 - 50.8 (4.6 - 5.6)
		Fuel Consumption: Extra-High MPG (litres/100km).^.	48.1 - 40.2 (5.9 - 7)	49.2 - 39.8 (5.7 - 7.1)	46.6 - 39.2 (6.1 - 7.2)	41.3 - 36.9 (6.8 - 7.7)	59 - 49 (4.8 - 5.8)	59.6 - 49.9 (4.7 - 5.7)	58.9 - 49.2 (4.8 - 5.7)	57.5 - 45.5 (4.9 - 6.2)	51.2 - 43.8 (5.5 - 6.5)
		Fuel Consumption: Combined MPG (litres/100km).^.	51.5 - 42.6 (5.5 - 6.6)	51.9 - 42.1 (5.4 - 6.7)	48.5 - 41.2 (5.8 - 6.9)	40.1 - 36.9 (7.0 - 7.7)	64.6 - 54.9 (4.4 - 5.1)	62.7 - 53.2 (4.5 - 5.3)	62.1 - 52.3 (4.6 - 5.4)	61.0 - 48.9 (4.6 - 5.8)	52.5 - 44.9 (5.4 - 6.3)
		Carbon Dioxide (CO2) emissions (g/km)	98 - 108	100 - 108	106 - 114	133 - 137	91 - 100	92 - 100	94 - 103	99 - 110	110 - 122
VEHICLE WEIGHT INFORMATION (KG)	Gross vehicle weight	1735	1745	1770	1870	1785	1810	1840	1890	1930	
	Mass in service	1356	1356	1352	1463	1356	1373	1394	1480	1494	
	Kerb weight	1203	1203	1205	1319	1205	1180	1204	1320	1320	
	Gross train weight	3035	3045	2970	3170	3080	3300	3240	3190	3520	
	Maximum braked trailer weight	1300	1300	1200	1300	1300	1500	1400	1300	1600	
	Maximum tow ball weight	75	75	75	71	75	75	75	71	75	
INSURANCE CODES	Active	TBC	TBC	TBC	-	17E	21E	-	TBC	-	
	Allure	TBC	TBC	TBC	-	-	22E	-	TBC	-	
	Tech Edition	-	TBC	TBC	-	-	23E	23E	-	-	
	GT Line	-	TBC	TBC	-	-	TBC	24E	-	-	
	GT	-	-	-	27E	-	-	-	-	29E	

The fuel consumption you achieve, and CO2 produced, in real world conditions will depend upon a number of factors: including the accessories fitted (post registration), variations in weather, driving styles and vehicle load. There is a new test (WLTP*) used to measure fuel consumption and CO2 figures. The CO2 figures shown are NEDC equivalent, calculated using EC correlation tool which converts WLTP figures to NEDC figures, however, these NEDCeq figures are based on the outgoing test cycle (NEDC**) and will be used to calculate tax for first registration. Figures shown are for comparability purposes; you should only compare fuel consumption and CO2 figures with other vehicles tested using the same technical standard.

*WLTP - Worldwide harmonized Light vehicles Test Procedure. **NEDC - New European Driving Cycle.

^ 'LOW': Low speed city driving, representative of city centre driving, maximum 35mph.

^^ 'MEDIUM': Medium speed town driving, representative of town or suburban driving, maximum 50mph.

^^^ 'HIGH': High speed rural driving, representative of A-road or dual carriageway driving, maximum 60mph.

^^ 'EXTRA HIGH': Extra High speed motorway driving, representative of a typical European motorway, maximum 81mph.

^^^ 'COMBINED': A mixed journey average of all elements

Figures quoted reflect a range of configurations (including non-UK market vehicles) and are subject to changes resulting from ongoing product development, range evolutions, testing and evaluations.



All PEUGEOT models equipped with BlueHDi engine technology are fitted with SCR technology (Selective Catalytic Reduction) and particulate filtration to treat exhaust gases.

How Does the Process Work?

The process specifically targets the pollutants of diesel combustion, removing hydrocarbons and carbon monoxide, reducing nitrogen oxides by up to 90% and eliminating 99.9% of particulates.

This occurs during a three stage process:

- Stage One - the oxidation catalytic converter eliminates the hydrocarbons (HC) and the carbon monoxide (CO), transforming them into water (H₂O) and carbon dioxide (CO₂)
- Stage Two - the SCR (Selective Catalytic Reduction) transforms the nitrogen oxides (NOx) into water (H₂O) and nitrogen (N₂), which is the main constituent of air (78%), due to the addition of AdBlue® (mixture of urea and water)
- Stage Three - the Particulate Emission Filter eliminates 99.9% of the particulates by number, leaving just harmless water (H₂O) and nitrogen (N₂) gases to be emitted from the exhaust



To allow treatment of nitrogen oxides (NOx) emissions, PEUGEOT passenger cars powered by BlueHDi engine technology are fitted with a separate AdBlue® tank to hold the solution. In most instances this tank is around 17 litres in size. AdBlue® like fuel and screenwash is treated as a consumable and must be kept regularly topped up. Various factors can affect consumption of AdBlue® including but not limited to driving style, weight carried in the vehicle and environmental factors.

PEUGEOT Model	AdBlue® Tank Size	Tank Location	Top Up Required
308 and 308 SW	17 litres	Drivers side, under fuel filler cap	Around 3,500 miles / after 7 fuel fill-ups

Topping Up AdBlue®

To prevent your PEUGEOT running out of the AdBlue® additive the car is fitted with a low level detection facility, just as would be the case with fuel. A series of notifications are available but where the AdBlue® range exceeds 1,500 miles (2,400 km), no information range is automatically displayed.



- Remaining range between 1,500 and 500 miles (2,400 and 800 km): When switching on the ignition, the orange warning lamp (as shown on the left) comes on for about thirty seconds, accompanied by the display of a message ("Top up AdBlue: Starting prevented in x miles/km") indicating the remaining range expressed in miles or kilometres. The reserve level has been reached; it is recommended that you top up as soon as possible



- Remaining range between 500 and 62 miles (800 and 100 km): When switching on the ignition, this warning lamp comes on, accompanied by an audible signal (1 beep) and the display of a message (e.g. "Top up AdBlue: Starting impossible in x miles") indicating the remaining range expressed in miles or kilometres. When driving, the audible signal and the message display are triggered every 62 miles (100 km) until the level is topped up. It is essential to top up as soon as possible and before the tank is completely empty; otherwise it will not be possible to restart the engine after the next stop

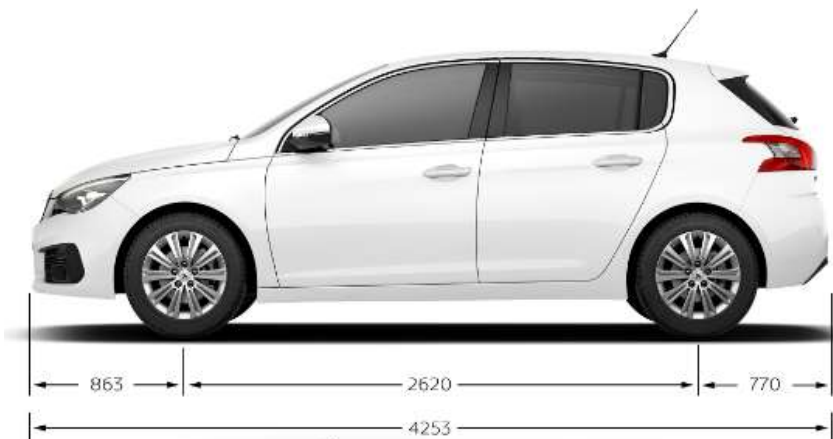


- Remaining range less than 62 miles (100 km): When driving, the audible signal and the message display are triggered every 6 miles (10 km) until the AdBlue tank is topped up. It is essential to top up as soon as possible and before the tank is completely empty; otherwise it will not be possible to restart the engine after the next stop.

Important Points

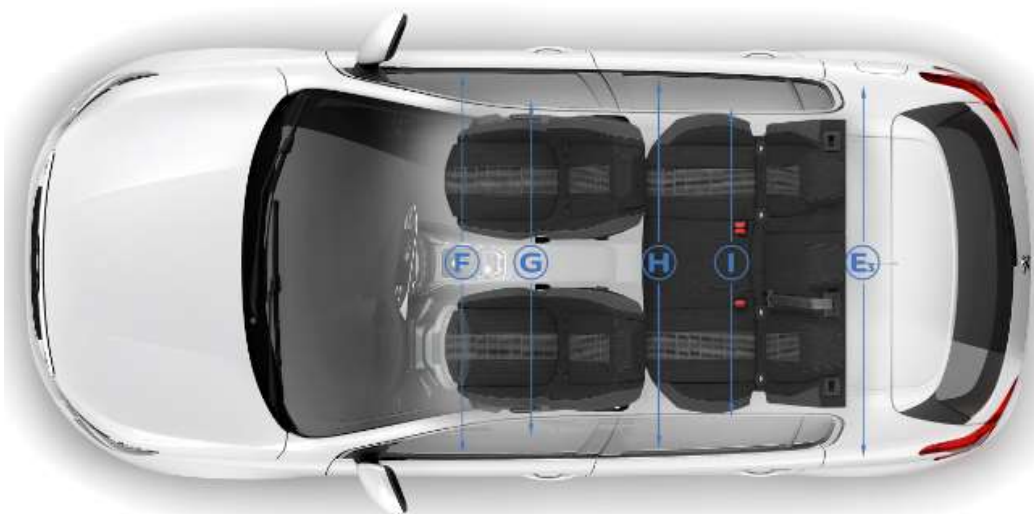
- If your vehicle's AdBlue® tank is completely empty – which is confirmed by the alert messages and the impossibility of starting the engine - you must add at least 5 litres of AdBlue® solution
- Never pour AdBlue® into the Diesel fuel tank
- If any AdBlue® is splashed, or if there are any spillages on the side of the body, rinse immediately with cold water or wipe with a damp cloth
- If the fluid has crystallised, clean it off using a sponge and hot water
- Keep AdBlue® out of the reach of children, in its original container
- Never store AdBlue® containers in your vehicle
- Use only AdBlue® fluid that meets the ISO 22241 standard
- Never transfer AdBlue® to another container: it would lose its purity
- Never dilute AdBlue® with water
- Important: in the event of a top-up after an AdBlue® breakdown, you must wait about five minutes before switching on the ignition, without opening the driver's door, unlocking the vehicle or bringing the electronic key into the passenger compartment.

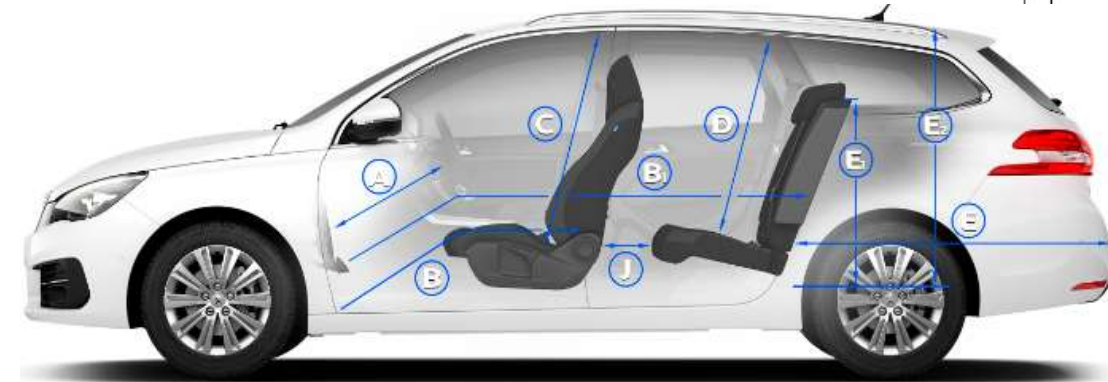
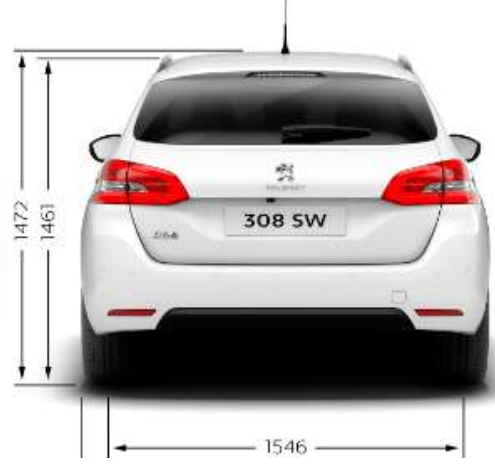

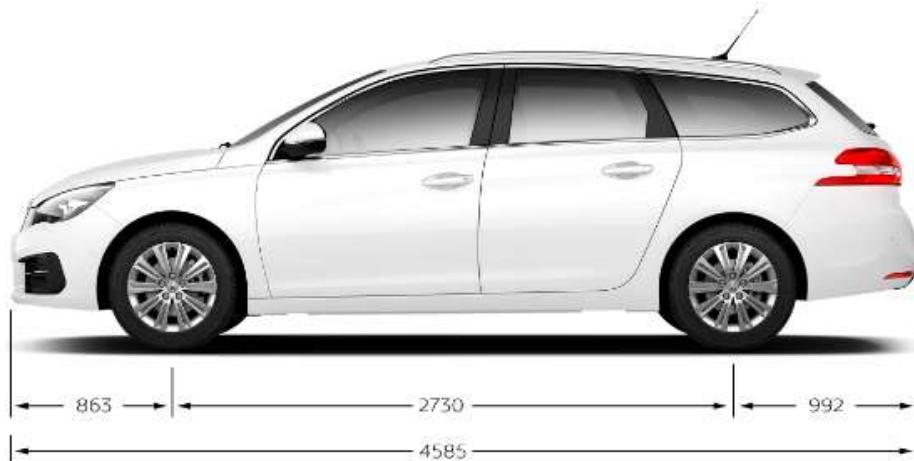




(mm)

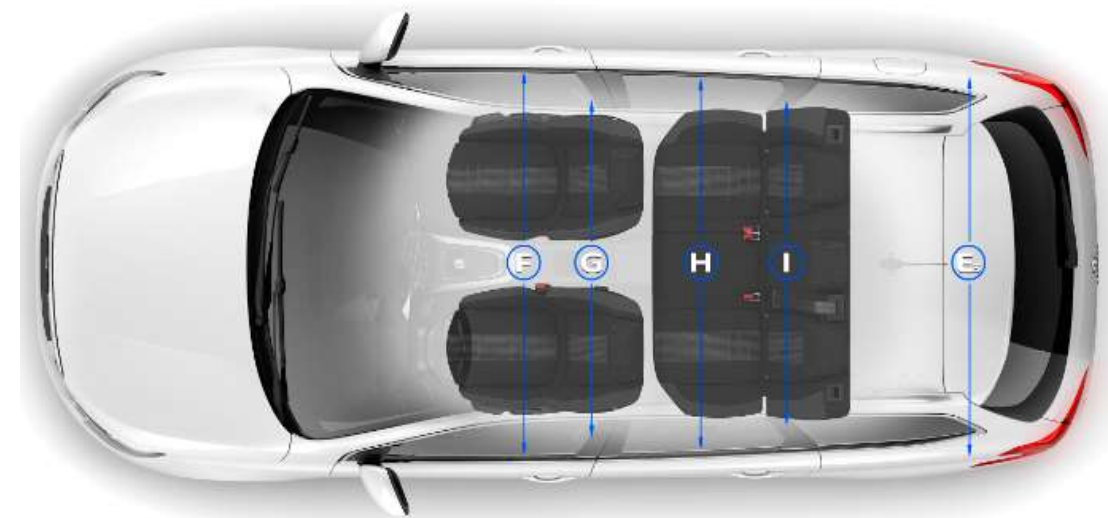
A	673
B	866
B₁	1688
C	895
D	874
E	807
E₁	552
E₂	774
E₃	1099
F	1440
G	1395
H	1412
I	1365
J	95





(mm)

A	673
B	866
B ₁	1726
C	907
D	885
E	1037
E ₁	499
E ₂	741
E ₃	1107
F	1440
G	1395
H	1409
I	1363
J	124



Peugeot offer two levels of Service Contract:

PEUGEOT Service Plans

What's included:

- PEUGEOT Service Plans offer complete assurance that all your servicing costs will be completely covered for the duration of the plan
- We offer PEUGEOT Service Plans for up to five years with many mileage options
- One-off up front or monthly direct debit payment options available

Monthly price examples*:

36 Months / 30,000 Miles	48 Months / 40,000 Miles	60 Months / 50,000 Miles
14.16 per month	17.66 per month	17.40 per month

* Price examples based on an annual mileage of 10,000 per annum

A Peugeot Service Plan can be purchased up to 12 months after registration date. The prices quoted above are indicative, for a bespoke quote please contact your local Peugeot Dealer. If the plan is taken out after the date of registration an additional payment will be required to cover this starting period. Any normal wear and tear maintenance work such as replacement of tyres, brake pads, brake discs, clutches, shock absorbers, wipers, batteries, bulbs, silencer, exhausts and windscreens are excluded. Servicing must be carried out by a Peugeot Authorised Repairer in the UK. Peugeot Motor Company reserve the right to change, amend or withdraw this product at any time.

Extended Peugeot Assistance*

What's included: Extension of your Peugeot Assistance Cover

- Offers you the opportunity to extend Peugeot Assistance up to a further two years
- Cover includes:
 - Peugeot Assistance from Home
 - Peugeot Roadside Assistance
 - Peugeot Recovery
 - Peugeot Onward Travel
 - Peugeot European Cover

* Excludes non-vehicle induced faults

To find out about extending your Peugeot Assistance cover, call 0800 294 0294

Manufacturers Recommended Retail Price On The Road

The On the Road MRRP featured includes the following from April 2019:

Tax band	CO2 (g/km)	First Year VED (Petrol)	First Year VED (Diesel)	Annual Tax	First Reg fee	Delivery Charge	VAT @ 20% on Delivery	Total OTR Costs (Petrol)	Total OTR Costs (Diesel)
A	0	£0.00	£0.00	£0.00	£55.00	£583.33	£116.67	£755.00	£755.00
B	1-50	£10.00	£25.00	£145.00	£55.00	£583.33	£116.67	£765.00	£780.00
C	51-75	£25.00	£110.00	£145.00	£55.00	£583.33	£116.67	£780.00	£865.00
D	76-90	£110.00	£130.00	£145.00	£55.00	£583.33	£116.67	£865.00	£885.00
E	91-100	£130.00	£150.00	£145.00	£55.00	£583.33	£116.67	£885.00	£905.00
F	101-110	£150.00	£170.00	£145.00	£55.00	£583.33	£116.67	£905.00	£925.00
G	111-130	£170.00	£210.00	£145.00	£55.00	£583.33	£116.67	£925.00	£965.00
H	131-150	£210.00	£530.00	£145.00	£55.00	£583.33	£116.67	£965.00	£1,285.00
I	151-170	£530.00	£855.00	£145.00	£55.00	£583.33	£116.67	£1,285.00	£1,610.00
J	171-190	£855.00	£1,280.00	£145.00	£55.00	£583.33	£116.67	£1,610.00	£2,035.00
K	191-225	£1,280.00	£1,815.00	£145.00	£55.00	£583.33	£116.67	£2,035.00	£2,570.00
L	226-255	£1,815.00	£2,135.00	£145.00	£55.00	£583.33	£116.67	£2,570.00	£2,890.00
M	Over 255	£2,135.00	£2,135.00	£145.00	£55.00	£583.33	£116.67	£2,890.00	£2,890.00

VAT is calculated at 20%

VAT is not applicable to cars sold in the Channel Islands

Cars with a list price of over £40,000 when new pay an additional £320 per year on top of the £145 annual tax 'standard rate', for five years after the end of the first licence before returning to the rates listed above

PEUGEOT 3 Years of Warranty

All vehicles first registered in the UK and purchased from a UK PEUGEOT Dealer benefit from a PEUGEOT 2 year unlimited mileage manufacturer's warranty and a free optional additional 1 year of warranty provided by the PEUGEOT Dealer Network in the UK.

PEUGEOT Assistance

All new PEUGEOTs come with PEUGEOT Assistance, our breakdown assistance service.

PEUGEOT Assistance is available every minute of the day and night; 365 days of the year, for you and anyone else driving your PEUGEOT with your permission.

Full details are available at www.peugeot.co.uk

Terms and Conditions

All information and prices correct at time of publication, but are subject to change at any time without prior notice (which may occur as a result of matters including, but not limited to, any changes in legislation and/or any changes by the government).

It is our policy to continually improve our vehicles in every way. To avoid any misunderstandings you are advised to check with your PEUGEOT Dealer the prices, specification (including colour), equipment, accessories and equipment relating to any PEUGEOT vehicle and the exact cost and availability prior to ordering.

Where a feature is described as an option in this publication it should be assumed that it is at extra cost unless specifically stated otherwise.

Issued by Sales and Marketing, PEUGEOT Motor Company PLC, Pinley House, Sunbeam Way, Coventry CV3 1ND.



PEUGEOT